

The Prehistoric Peopling of South America as Inferred from Epigenetic Dental Traits*

Richard C. Sutter

Anthropology Program
Indiana University-Purdue University Fort Wayne
2101 E. Coliseum Blvd.
Fort Wayne, IN 46905-1499

e-mail: SutterR@ipfw.edu

Manuscript accepted for publication in *Andean Past* Vol. 7

**Please do not cite without written permission from author*

The origins and genetic relations of New World populations have long been topics of scientific interest to physical anthropologists and archaeologists alike (Hrdlicka 1923, 1937). Because of a number of recently reported archaeological sites and human remains, the initial colonization of the New World is a topic of much discussion in both the popular press (Begley and Murr 1999; *Discovering Archaeology Magazine*, January/February Issue, 2000; *Nova*, Public Broadcasting System, February, 2000; *New York Times Magazine*, April 2, 2000; Schurr 2000) and scientific community (Jantz and Owsley 1998a, b; Neves and Blum 2000; Neves et al. 1999a, b, c, d, 2001; Powell 2000, n.d.; Powell and Neves 1998, 1999; Powell and Rose 1999; Steele and Powell 1999). Turner's (1969, 1971, 1981, 1983, 1985, 1990) investigations of genetically controlled discrete dental trait variability are, perhaps, the most comprehensive investigations on the origins of New World human biological variation. His surveys of dental trait variability reveal that Northeast Asians and all Native American populations demonstrate a more complex pattern of tooth cusp and root number relative to Southeast Asians. Turner refers to populations exhibiting this increased complexity of dental traits as "sinodonts," whereas the more simple dental condition observed among southeast Asians, Australians, and Pacific Rim populations is referred to as "sundadonty." Turner (1985, 1987, 1990) estimates that sinodont dental traits evolved in northeast Asia from pre-existing, less elaborate "sundadont" tooth cusp and root traits approximately 20,000 years before present.

Based upon univariate comparisons and unstandardized Mean Measure of Divergence (MMD) analyses of discrete dental traits frequencies, Turner (1983: Figure 11.2) proposes that northeast Asian human populations migrated into the New World through Siberia and Beringia in three distinct migratory "waves." Each of these waves closely corresponds to the three modern language groups found among Native Americans of North and South America as defined Greenberg (1987). According to

this model, the Paleoindians represent the earliest of these population movements and are ancestral to all Amerind-speaking populations of North and South America. Na-Dene speaking Athapascan populations of the Greater Northwest Coast arrived in the second migratory wave and the Aleut-Eskimo speaking populations of Alaska and northern Canada account for the most recent migration.

Since its initial presentation, Turner's (1983, 1985, 1989) tripartite model has provided a valuable framework for directing and empirically testing scientific research regarding the number and timing of peopling events in the New World's prehistory. However, the validity of Turner's "three-wave hypothesis" depends, in part, on his characterization of dental variability among Native Americans. According to Turner (1985), all Macro-Indians, which includes the Paleoindians, all South Americans, and Amerind-speaking North American populations, and the Na-Dene, and Aleut-Eskimo populations are characterized by relatively high frequencies of "sinodont" traits. While archaeological, linguistic, and molecular data have been presented in support of Turner's hypothesis (Cavalli-Sforza et al. 1994; Greenberg 1987; Greenberg et al. 1986; Williams et al. 1985), his tripartite model is not without its critics. Recent molecular (Bonatto and Salzano 1997a, b; Cann 1994; Horai et al. 1993; Karafet et al. 1999; Kolman et al. 1996; Lorenz and Smith 1996; Merriwether et al. 1995; Schanfield 1992; Szathmary 1993; Torroni et al. 1993), linguistic (Nichols 1990, 1995), osteological (Jantz and Owsley 1998a, b, 2001; Lahr 1995, 1996, 1997; Neves and Pucciarelli 1989, 1991; Neves et al. 1996a, 1998, 1999a, b, 2001; Powell and Neves 1998, 1999; Powell and Steele 1992; Steele and Powell 1993) and dental studies (Haydenblit 1996; Lahr and Haydenblit 1995; Powell 1993, 1995, 2000; Powell and Neves 1998; Sutter 1997a, b) have challenged both the timing and number of migrations into the New World. Some have argued for as many as four (Horai et al. 1993; Lorenz and Smith 1996; Munford et

al. 1995; Neves and Pucciarelli 1991; Schanfield 1992; Torroni et al. 1993) while others have argued for as few as a single migration (Bonatto and Salzano 1997a, b; Merriwether et al. 1995).

After re-analyzing Turner's dental trait data using cladistic and phenetic analytical procedures, Powell (1993) argues that Turner's Paleoindian sample is biologically distinct from New World populations represented in subsequent migrations. While supporting Turner's three principal migratory groups (i.e., Macro-Indian, Na-Dane, Aleut-Eskimo), Powell's results indicate that the Paleoindians are more similar to Northeast Asians than other Native Americans, and that the dental variability of these samples indicates that substantial differences exist among the Paleoindians and later Macro-Indian populations. Subsequently, Scott and Turner (1997: 279) have acknowledged these differences, but maintain that samples combined to form Turner's Macro-Indian samples — including Turner's South American Indians sample — represent direct descendants of the Paleoindians. However, it is difficult to evaluate the homogeneity of Turner's Macro-Indian dental samples and the validity of his three wave hypothesis, given that he has not yet published these data in detail. This is especially true for his South American Indian sample which includes all prehistoric South American collections he examined, irrespective of their geographic location or antiquity (see Turner 1985: 59).

Recent craniometric investigations of Paleoindian remains (Jantz and Owsley 1998a, b, 2001; Neves and Pucciarelli 1989, 1991; Neves et al. 1996, 1998, 1999a, b, 2001; Powell and Neves 1999; Powell and Rose 1999; Powell and Steele 1992; Steele and Powell 1993) have also challenged Turner's "three-wave" hypothesis. The results of these studies have led some investigators to suggest that Turner's Macro-Indian sample is distinct from the Paleoindians and may represent either a subsequent or contemporaneous population movement into the New World (Lahr 1995, 1997; Lalueza 1996; Munford et al. 1995; Neves et al. 1996b, 1997). The broader implications of these skeletally-based

studies are that there were at least four migrations into the New World. Other craniometric studies of Paleoindian and early Archaic period remains also call into question the homogeneity of the Paleoindians and suggest that the North American Paleoindians represent a highly variable population (Jantz and Owsley 1998a, b, 2001; Neves and Blum 2000; Powell 1993, 1995, 2000, n.d.; Powell and Rose 1999; Steele and Powell 1993, 1999) while South American Paleoindians remains are closely related but relatively more homogenous (Neves et al. 1999b, c, d; Powell and Neves 1999).

At this time, investigations examining the microevolutionary relations among prehistoric South Americans, and, more specifically, ancient Andeans, are just beginning to contribute to this debate. The biological relations among prehistoric Andeans can contribute to our understanding of critical scientific questions regarding prehistoric human biological variability, the peopling of South America, the relationship between ancient biological variability and the archaeological record, and the relationship between ancient biological variability and the observed pattern of genetic and linguistic variability among contemporary Andeans. For this study, I report on genetically controlled discrete tooth cusp and root traits for 12 prehistoric Andean populations from the coast of southern Peru, and northern Chile. Data reported by this study are compared with previously published dental data in order to understand dental variability for previously unreported prehistoric samples from the south central Andes, and to place these samples into a broader evolutionary context. I then interpret the results of these comparisons in light of current osteological, genetic, linguistic, and archaeological data for the Andes. In doing so, it is my goal to contribute to our ever growing understanding of prehistoric population dynamics in the South America and the New World. I intentionally avoid the topics of the route and timing of the initial colonization of South America, given that these separate issues are best dealt with by the archaeological community.

MATERIALS

Twelve archaeological samples from 18 prehistoric coastal valley sites located in the Moquegua Valley, Peru and Azapa Valley, Chile, are reported on by this study (Figure 1). In total, these twelve mortuary populations represent the identifications of 787 skeletal and mummified remains from the south central Andes (Table 1). The human remains examined here represent more than 7,000 years of biocultural history (Figure 2) for a variety of socio-economically oriented populations of the south central Andes. The Moquegua Valley (Figure 3) is represented by four prehistoric samples. Remains belonging to the Ilo Preceramic sample are from two Archaic period (8000 - 1000 B.C.) coastal sites located 10 km north of Ilo, Peru. These include four Chinchorro-like naturally mummified burials from Yara (Rasmussen 1998) and 11 “Quiani-style” flexed burials from the site Kilometer 4 (Wise et al. 1994). The other three Moquegua Valley samples all correspond to the Late Intermediate period (A.D. 1000 - 1476). La Yaral is a Late Intermediate period middle Moquegua Valley site characterized by a mixed agro-pastoral economy (Rice 1993). The sample from San Gerónimo represents a contemporaneous period fishing village located at the mouth of the Ilo River in the town of Ilo (Jessup 1990a), while the Chiribaya Alta sample is from what is widely recognized as the administrative, ceremonial, and economic center of the Late Intermediate period Chiribaya polity (Buikstra 1989, 1995; Jessup 1990b; Owen 1993).

Eight samples from Azapa Valley sites (Figure 4) are analyzed by this study. The Chinchorro sample represents the founding population of the Azapa Valley. The remains from four Chinchorro beach sites were combined into a single sample for statistical analyses. These include Morro-1 (Standen

1991), Morro-1/5 (Guillén 1992), Morro-1/6 (Focacci and Chacón 1989), and Playa Miller-8 (Alvarez 1969). Two samples represent the Formative period. The sample referred to as Alto Ramírez includes Azapa phase burials from the site Azapa-71 and Alto Ramírez phase burials from the sites Azapa-14, Azapa-70, and Azapa-115. Sites of these phases provide the earliest evidence for coastal valley village life and incipient agriculture within the Azapa Valley (Focacci 1980; Muñoz 1980, 1983, 1987, 1989; Santoro 1980a, b). All sites included in the Alto Ramírez sample are located inland, 10 to 12 km from the coast of Arica. The Playa Miller-7 sample comes from a coastal site that was a contemporaneous fishing community of the El Laucho tradition, where the earliest pottery of the region was also found (Focacci 1974). The Late Intermediate period is represented by samples from the agricultural Cabuza sites Azapa-6 and Azapa-71 (Focacci 1993), a sample from the mixed maritime agropastoral Gentilar site Azapa-8 (Focacci 1960), and a from the mixed agropastoral Maitas-Chiribaya site Azapa-140 (Muñoz and Focacci 1985). Remains from the Playa Miller-4, a contemporaneous fishing community, are from a Late Intermediate period coastal site (Focacci 1969, 1974).

METHODS

For this study, 28 genetically controlled dental crown and root traits are used to assess the biological affinities among the 12 prehistoric south central Andean samples examined by this study and those previously reported by Turner (Table 2). Dental traits have successfully been used to evaluate the evolutionary relations and biological affinities among a number of archaeological populations (Green 1982; Greenberg et al. 1986; Haydenblit 1996; Lukacs and Hemphill 1991; Powell 1995; Sofaer et al. 1986; Sutter 2000; Turner 1985, 1987, 1989, 1990). Many dental traits are known to be highly

heritable among living populations (Berry 1978; Biggerstaff 1970, 1973; Escobar et al. 1976; Harris and Bailit 1980; Hassanali 1982; Ludwig 1957; Nichol 1989; Portin and Alvesalo 1974; Scott 1977, 1980). Although discrete dental traits are presumed to be quasi-continuous by some investigators (Turner et al. 1991), others have shown that many of these traits are controlled by major genes with variable expression and show varying degrees of environmental influence (Nichol 1989). Scott and Turner (1988) demonstrate that relatively few dental traits' expressions are sexually dimorphic or inter-correlated on a global level. Many of the dental traits are scored using an ordinal scale, while others are simply recorded as present or absent (see Scott and Turner 1997 and Turner et al. 1991 for detailed trait descriptions and a discussions of scoring procedures). These ordinally scaled dental traits are then dichotomized for subsequent biodistance and multivariate analyses.

For comparative purposes, the selection of dental traits was limited to those reported by both Turner (1985, 1987) for the 23 Asian and Native American populations and those examined by this study (Tables 3 and 4). These traits were visually examined and scored using standardized casts and descriptions (see Turner et al. 1991). The dental trait scores for the prehistoric Andean remains reported here are dichotomized using the same presence/absence ranges reported by Turner (1985, 1987, 1990) (see Table 2). One advantage of dichotomization is that it reduces observational error. This is because it is generally easier to consistently distinguish between presence from absence of a trait than it is to assign different levels of expression for traits.

The first goal of this investigation is to determine whether the 12 south central Andean samples are characterized by sinodonty or sundadonty by comparing their dental trait frequencies with dental data reported for the 23 New World and Asian populations reported by Turner (1985, 1987). Importantly, based upon visual inspection of the percentages of dental traits for each of his samples,

Turner (1990) claims that eight traits that effectively discriminate sinodont populations from sundadonts. These traits include upper central incisor shoveling, upper central incisor double shoveling, single rooted first premolars, enamel extensions of the first maxillary molar, peg-shaped/reduced third maxillary molar, three-rooted mandibular first molar, deflecting wrinkle of the first mandibular molar, and four-cusped second mandibular molars.

Although Turner (1983, 1985, 1989) has argued that all New World populations are characterized by sinodonty, others have reported the presence of sundadont dental trait frequencies for prehistoric remains from the Tierra del Fuego and Patagonia region (Lahr and Haydenblit 1995) and early Preceramic New World remains (Haydenblit 1996; Powell 1993, 1995; n.d.; Powell and Neves 1998; Powell and Rose 1999). For this study, the 12 south central Andean samples' dental profile (i.e., sinodonty or sundadonty) is determined by classifying them using seven of the eight arcsine transformed dental trait frequencies for Turner's 23 samples using discriminant functions analysis (DFA). This is the same procedure that has already been used by others to classify prehistoric populations as sinodonts or sundadonts using Turner's published data (Haydenblit 1996; Powell 1993). One of Turner's eight key traits, the deflecting wrinkle of the mandibular first molar, was excluded from DFA because most of the samples reported here had no observations for this trait. The deflecting wrinkle is a trait that is often quickly obliterated shortly after the first molar erupts due to tooth wear or cavities and it is rarely possible to score this trait in individuals older than 10 years of age (see Turner et al. 1991). The dental profiles for each of the 12 south central Andean samples examined here based upon DFA using the remaining seven key traits are reported in Table 4.

To place the 12 south central Andean samples that were examined into a broader evolutionary context, all traits from Tables 3 and 4 were used to compare the samples reported here to the 23 Asian

and New World samples reported by Turner (1985, 1987, 1990). Each sample's arcsine transformed dental trait frequencies are used to calculate the mean measure of divergence (MMD) according to procedures suggested by Green and Suchey (1976). The equation for the mean measure of distance is calculated as follows:

$$MMD = \frac{\sum_{i=1}^r (\theta_{1i} - \theta_{2i})^2 - [1/(n_{1i} + 1/2) + 1/(n_{2i} + 1/2)]}{r}$$

where r is the number of traits used in the comparison, θ_{1i} and θ_{2i} are the transformed frequencies in radians of the i th trait in the two groups being compared, and n_{1i} and n_{2i} are the numbers of individuals scored for the i th trait in the two groups. It should be noted that the MMD can produce negative distances (Green 1982; Sjøvold 1973). This occurs when there is very little or no difference in the arcsine transformed frequencies across a number of traits for the populations being compared. In such cases, the estimated variance of the measure of distance for a given trait (i.e., the bracketed term in the numerator of the MMD equation) will be subtracted from a zero or near zero value for the squared difference in the arcsine transformed trait frequencies. While negative MMD values are not meaningful in a statistical sense, they do indicate that the populations being compared are similar for the traits being considered.

Standard deviations and standardized distances for MMD values are calculated as suggested by Sjøvold (1973). The variance of the MMD is calculated using the equation:

$$Var_{MMD} = \frac{2}{r^2} \sum_{i=1}^r (1/(n_{1i} + 1/2) + 1/(n_{2i} + 1/2))^2$$

Once the variance of the MMD is found, the standard deviation of the MMD is calculated using the equation:

$$sd_{MMD} = \sqrt{Var_{MMD}}$$

Finally, the standardized MMD is determined by:

$$\text{Standardized MMD} = \frac{MMD}{sd_{MMD}}$$

As Sjøvold (1973) correctly points out, standardized mean measures of divergence are more appropriate than the mean measure of distance for evaluating biological relatedness when the populations of different sample sizes are being compared. The standardized MMD is particularly important when the number of observations for some traits is small, because its value is a more accurate reflection of biodistances than unstandardized MMD values. Standardized distances are considered statistically significant if their value is greater than 2. Standardized MMD values for the 12 south central Andean samples and those reported by Turner are provided in Table 5. One problem in making comparisons when using published data is that it is not possible to directly address inter-observer error in the scoring of data collected by this project and previously published data. However, while the magnitude of MMD comparisons might be suspect, when intra-observer error is low, the general patterns made by such comparisons still provide valuable information.

The matrix of standardized MMDs was analyzed using multidimensional scaling procedures (Figure 5). Multidimensional scaling is a useful procedure for producing easily interpretable visual representations of complex distance matrices (Norusis 1994). This procedure produces accurate graphical representations of data matrices using the number of dimensions specified by the investigator.

RESULTS

Despite Turner's (1985, 1987, 1990) assertion that all New World populations are sinodonts, this investigation reveals that some prehistoric south central Andean populations do not strictly adhere to the sinodont/sundadont dichotomy as suggested by Turner. In fact, the results of the DFA classify as sundadonts the Archaic period Ilo Preceramic of the Moquegua Valley, Peru, and Chinchorro and Formative period El Laucho (Playa Miller-7) and Alto Ramirez samples of the Azapa Valley, Chile (Table 4). The Late Intermediate period Azapa valley samples from the Azapa Valley, Chile (Azapa-140, Azapa -8, and Playa Miller-4) are also classified as sundadonts, while the contemporaneous Late Intermediate period Azapa Valley samples (i.e., Azapa-6 and Azapa-71) are characterized by the sinodont dental pattern. Significantly, all three Late Intermediate period Moquegua Valley samples (Chiribaya Alta, San Gerónimo, and El Yaral) are also classified as sinodonts using DFA. While it may be that the sinodont/sundadont dichotomy first proposed by Turner does not accurately reflect all of the dental trait variability in Asia and the New World, results of this study clearly indicate that Turner's characterization of all South Americans as being characterized by sinodonty must be rejected.

It should be noted that, of the 23 Asian and New World samples reported by Turner, two (8.5%) – Hong Kong and South China Proper – are incorrectly classified by DFA using seven of the eight key traits defined by Turner (1990). This is similar to results obtained by Powell (1995) who classified his samples based upon all eight of the key traits defined by Turner. The reason for this misclassification may be that, rather than defining his eight key traits using multivariate statistics, Turner (1990) simply selected these traits among his samples irrespective of their sample sizes.

Because it was not possible to address inter-observer error, the magnitude of specific comparisons of standardized MMD values among south central Andean samples and those reported by Turner (1985, 1987) are suspect. However, while concerns regarding inter-observer error are real, it is unlikely that the general patterns in dental trait frequencies among the south central Andean samples are due to observational error, especially when many of these traits are scored as either present or absent.

As reported elsewhere (Sutter 1997a, b; 2000), there is a clear diachronic increase in the frequency of sinodont traits among the 12 south central Andean samples reported here. More specifically, the frequency of incisor winging, the upper first molar metaconule (cusp 5), the upper first premolar root number, odontomes, lower first molar entoconulid (cusp 6), and lower first molar protostylid (cusp 7), increase through time and geographically from south to north. These and other sinodont traits are observed at their highest frequencies among the three Late Intermediate period samples from Moquegua, Peru (Tables 3 and 4). Based upon these differences, I argue elsewhere (Sutter 2000) that the Late Intermediate period samples from Moquegua, Peru, are substantially different from all Azapa Valley populations and the founding Moquegua Valley Ilo Preceramic sample. These interpretations are supported by archaeological evidence that indicates the arrival of an

immigrant population in the Moquegua Valley at the beginning of the Late Intermediate period (Owen 1993).

The multidimensional scaling solution (MDS) of standardized MMD values presents patterns that provide compelling information regarding the nature of dental trait variability among the south central Andean samples. Within the MDS solution the three Late Intermediate period Moquegua Valley samples from Chiribaya Alta, San Gerónimo, and El Yaral are most negative of all south central Andean samples along Dimension 1, indicating that the Late Intermediate period Moquegua valley groups scale more highly as sinodonts than other prehistoric south central Andeans (Figure 5 and Table 6). Further, when nearby comparative samples are examined, the Late Intermediate period Moquegua Valley samples are most similar to Native American sinodont populations from North and South America, relative to other south central Andean samples. In addition, dental trait frequencies among south central Andean Archaic Formative period Chinchorro and Ilo Preceramic samples are intermediate to those expressed by sinodont and sundadont populations reported by Turner and are most similar to the Turner's Paleoindian sample (Figure 5 and Table 5).

DISCUSSION

According to Turner's (1983, 1985) three-wave hypothesis, all South American and Amerind-speaking North American Indian populations descended from the founding Paleoindian population. Turner (1983, 1985) claims that all three of these samples belong to a single Macro-Indian sample. However, the broader implications of results reported by this study are that there are at least two migratory events represented in Turner's Macro-Indian sample. A number of investigators from a

variety of disciplines also contend that a single migration cannot account for all of the genetic, phenotypic, linguistic, and archaeological variability present in Turner's Macro-Indian group (Lahr 1995, 1996; Lahr and Haydenblit 1995; Munford et al. 1995; Neves and Pucciarelli 1989, 1991; Nichols 1990, 1995; Powell 1993; Schanfield 1992; Steele and Powell 1992; Torroni et al. 1993a, b).

Although there is a considerable amount of variability in the dental trait morphology among prehistoric south central Andean populations reported here, there is a clear chronological and directional trend indicating that the number and complexity of tooth cusps and roots increase through time (i.e., dental traits become more complex or sinodont-like) and are observed at their highest frequencies in the north (i.e., the Moquegua Valley) and decrease in the south (i.e., the Azapa Valley). Haydenblit (1996) reports a similar temporal trend from sundadonty to sinodonty among prehistoric Mesoamericans.

Multidimensional scaling analysis of standardized MMD values indicates (Figure 5, Tables 5 and 6) that Archaic and Formative period samples examined here (i.e., the Ilo Preceramic, Chinchorro, Alto Ramírez, and Playa Miller-7 samples) in addition to the Late Intermediate period Azapa Valley samples from Azapa-8 and Playa Miller-4, exhibit dental profiles that are intermediate to the sinodont/sundadont dichotomy defined by Turner. In contrast, the Late Intermediate period samples from Chiribaya Alta, La Yaral, and San Gerónimo of the Moquegua Valley, Peru, and Azapa-6 and Azapa-71 of the Azapa Valley, Chile, are characterized by higher frequencies of complex tooth cusp and root traits. More specifically, dental trait frequencies (Tables 3 and 4) and biodistance results (Table 5) presented here indicate that, among prehistoric south central Andean populations, the dental profiles of Late Intermediate period samples from the Moquegua Valley (i.e., Chiribaya Alta,

La Yaral, and San Gerónimo) are most like those previously reported by Turner (1985, 1987) for other New World populations.

Both archaeological and biodistance data previously reported indicate the Late Intermediate period Moquegua Valley samples examined here represent an immigrant population (Owen 1993, Sutter 1997a, 2000). Based upon their frequencies of seven key traits, these populations are classified as sinodonts by DFA, whereas the earlier Archaic period Ilo Preceramic sample of the Moquegua Valley is characterized by a sundadont dental pattern (Table 4). Recent mtDNA analysis of the preceramic and Chiribaya Alta samples reported here support the inferences made from both biodistance and archaeological analyses (Williams et al. 2001). Williams and her colleagues report that preceramic remains they analyzed from Kilometer-4 were homogenous with respects to their mtDNA while the Chiribaya from Chiribaya Alta were highly variable, indicating a substantial amount of gene flow into the coastal Moquegua Valley sometime following the Preceramic.

With the exception of the Late Intermediate period samples from Azapa-6 and Azapa-71, all of the Azapa Valley samples have relatively simple dental patterns that are intermediate to those exhibited by sinodonts and sundadonts when compared to other New World and south central Andean samples (Figure 5 and Table 5). When these samples are classified into one of two dental groups based upon their dental trait frequencies for the seven key traits defined by Turner (1990), they are classified as sundadonts (Table 4). Previously reported biodistance results published elsewhere (Guillen 1992; Rothhammer et al. 1984; Sutter 1999) indicate 5,000 years of genetic continuity among the Azapa Valley samples. Importantly, the presence of South American populations characterized by sundadont dental trait frequencies has also been reported for both South

American Paleoindians from Brazil (Powell and Neves 1998) and prehistoric populations from Tierra del Fuego and Patagonia (Lahr and Haydenblit 1995), a point that I will return to below.

While *in situ* microevolution may account for some of the observed differences in dental trait variability among prehistoric south central Andean populations, I hypothesize that this variability is likely the result of migratory events into South America (Figure 6). According to this scenario, the first migration corresponds to the initial colonization of South America by the Paleoindians while the second migratory event is represented by northern and central Andean populations who would have been characterized by relatively higher frequencies of increased tooth cusp and root number. I suggest that the second wave followed a north to south route along the Andean highlands, and later proceeded from the highlands to the coastal valleys.

Rather than implying large scale migration resulting in population replacement, I argue the second wave likely represents the increased fertility among the earliest agriculturalists arriving in South America from the north from Mesoamerica via the Isthmus of Panama. I hypothesize these agriculturalists would have been characterized by relatively higher frequencies of complex tooth cusp and root traits relative to the earlier South American populations that represent direct descendants of the Paleoindians. This resulted in substantial and directional gene flow associated with these cultural changes and is best described as a demic expansion (also referred to as demic diffusion) — a well established concept in molecular studies that other investigators have applied to explain observed genetic and morphological changes among prehistoric populations to the demic expansion of food producing populations (Barbujani et al. 1994; Cavalli-Sforza et al. 1993, 1994; Jacobs 1994; Semino et al. 1996; Sokal and Menozzi 1982; Sokal et al. 1991). The higher fertility rates of intensive agriculturalists as compared to foragers and horticulturalists is well documented in the anthropological

literature (Armelagos et al. 1991; Bentley et al. 1993a, b; Campbell and Wood 1988; Clark and Brandt 1984), while it has also been demonstrated that populations characterized by relatively low fertility are more susceptible to lineage extinction compared to those populations characterized by higher fertility rates (Harpending 1994; Harpending et al. 1993; Rogers and Harpending 1992).

Although the exact timing of the demic expansion into South America is difficult to estimate, compelling circumstantial evidence exists. Theoretically, this demic expansion would be closely related to the beginning of food production in the Formative period of different regions of South America. Accordingly, this expansion had its origins in northwestern South America where the earliest evidence for agriculture is found (Pearsall 1992). The shift to agriculture and the hypothesized demic expansion may also closely correspond with worldwide environmental changes during the Boreal period (4500 – 3500 B. C.). The Boreal period is characterized by highly variable precipitation and increased temperatures (Heusser 1983; Núñez 1983; Thompson et al. 1992, 1995). Archaeologically, this period is associated with the restricted distribution of important resources, and humans responded to these changes through the intensified exploitation of important resources and experimented with new forms of subsistence.

While many plants were already being cultivated prior to the end of the Boreal (Pearsall 1992; Quilter 1991; Quilter and Stocker 1983), conditions during the subsequent Atlantic period (3500 – 1500 B. C.) are implicated in the increased productivity of C3 plants (Sage et al. 1995), such as maize, sedges and other important New World cultigens (Street-Perrott et al. 1997). The Atlantic period (3500 – 1500 B. C.) is characterized by an decrease in temperature, increase in humidity, and atmospheric CO₂ levels, and marks the emergence of modern ocean levels, ocean currents, and the El Niño (ENSO) phenomena (Sandweiss et al. 1996; Thompson et al. 1992, 1995). The greatly increased

productivity of these plants is associated with an economic shift from simple cultivation to intensive agriculture.

The findings presented by this study beg the question as to where these sinodont populations originated. I would argue that at this time the data are inconclusive. However, I submit two possibilities: first, it is possible that sinodonty was already present among the initial colonists of the New World. This is not a novel proposition, as others report that North American Paleoindian dental (Powell 1993, 1995, 2000; Powell and Neves 1998; Powell and Rose 1999; Scott and Turner 1997) and craniometric morphology (Jantz and Owsley 1998a, b; Neves et al. 1996a, b; Neves et al. 1999a, b, c, d, 2001; Powell 1995; Powell and Neves 1999; Powell and Rose, 1999) is highly variable, but much less so among South American Paleoindians (Munford et al. 1995; Neves et al. 1996a, b, 1999a, b, c, d, 2001; Neves and Pucciarelli 1991; Powell and Neves 1998). It is possible that microdifferentiation among the initial colonizers of the New World led to some Paleoindians being characterized by sinodonty while others may have been characterized by sundadonty. If this were the case, then the initial colonizers of South America — being characterized by a sundadont dental pattern — may have experienced a bottleneck as they passed through Central America to South America.

The second possibility is that the Paleoindians and their descendants — who would have been characterized by sundadonty and a “proto-Mongoloid” (Munford et al. 1995; Neves et al. 1996a) or “generalized Mongoloid” (Lahr 1995, 1996, 1997) morphology— are genetically and morphologically distinct from other Amerindians and Northeast Asians who are characterized by sinodonty and Mongoloid craniometric morphology. Once again, this is not a novel proposition as others also suggest that Amerindians reported by Turner (1983, 1985) and Greenberg et al. (1986) actually

represent two or more genetically and morphologically distinct populations (Lahr, 1995, 1996, 1997; Munford et al. 1995; Neves and Pucciarelli 1991; Neves et al. 1996b; Neves et al. 1999a, c; Neves et al. 2001; Powell 1993; 1995; 2000; n.d.; Powell and Neves 1998; 1999). According to this scenario, there would then be four migratory events accounting for the prehistoric peopling of the New World.

As Lahr (1995: 188) correctly points out, this scenario does not necessarily suggest a revised timing for the arrival of the Paleoindians and other Amerindians, nor does it necessarily preclude their arrival in two simultaneous but morphologically distinct populations. Whichever of the two scenarios accounts for the origin of New World sinodont populations, data presented here and by others (Lahr and Haydenblit 1995; Powell and Neves 1998) suggests that the earliest inhabitants of South America and their Preceramic period descendants would have been characterized by sundadonty, while the subsequent demic expansion would be associated with populations characterized by a sinodont dental pattern.

Previous investigations estimating the genetic affinities among South American populations also suggest that substantial craniometric differences existed among Preceramic period coastal and highland Andean populations, and that these differences significantly decreased through time (Ericksen 1962; Newman 1943, 1948, 1951; Rothhammer et al. 1984). Indeed, it is important to point out that Turner's own dental data from the central coast of Peru, indicate that the dentition associated with the Late Preceramic (2500 B. C. - 1800 B. C.) remains from coastal site La Paloma are significantly different from earlier dentitions from the same site (see Benfer 1984: 533). The transition between these two periods in central Peru, is associated with the appearance of pottery and significant changes in population growth, subsistence strategies, iconography, trade, and

settlement and architectural patterns in the Andes (Cohen 1977; Moseley 1992; Quilter 1991; Quilter and Stocker 1983; Sandweiss et al. 1999; Weir et al. 1988).

Ericksen (1962) suggested that these changes in subsistence patterns following the Late Preceramic period broke down the genetic isolation of coastal South American populations. Dental data presented here suggest that populations associated with higher frequencies of sinodont traits arrived on the coast of the south central Andes sometime shortly after the beginning of the Formative period (1000 B.C. - A.D. 500). Presumably, the second wave would have arrived in the Lake Titicaca Basin prior to their arrival on the coast. The impact of this demic expansion on the Lake Titicaca region appears to coincide with archaeological changes associated with the beginning of the Lower Formative period which begins in this region approximately 1,800 B.C.

Recent linguistic and genetic investigations also provide particularly compelling support for this second north-to-south demic expansion in the Andes. Nichols' (1995: Figure 7) review of linguistic variability indicates that southern Andean and eastern Brazilian populations speak a "frontier language" that is descended from the colonizing language group of the New World. According to Nichols, Andean and northwestern South American populations are linguistically characterized by the second and third linguistic strata found within the New World. The first principal component of Rothhammer and Silva's (1992: Figure 2a) presentation of allelic variation at 13 loci closely corresponds to Nichols' diagram of South American linguistic variability and indicates that Southern Andean and Amazonian populations exhibit considerably more variability among the 13 loci than Andean and northeastern South American populations. This variability suggests a greater period of genetic divergence among southern Andean and Amazonian populations than other South American populations.

Investigations of mtDNA variability among New World populations have also shed light on the peopling of South America. In surveys of genetic data for 26 Asian and New World populations, Schurr et al. (1990), Wallace and Torroni (1992), and later Torroni et al. (1993), identify four different haplogroup groups of mtDNA (referred to as haplogroups A, B, C, and D) that are exclusive to Asian populations and their descendants (i.e., Native Americans). According to the investigators, each of these haplogroups corresponds to founding lineages of maternal mtDNA among Native American populations. The investigators (Schurr et al. 1990; Torroni et al. 1992; 1993; Wallace and Torroni 1992) report that Amerind-speaking tribes are found to carry all four haplogroups, while Na-Dene speaking populations are largely characterized by haplogroup A with very low frequencies of C and D. These findings lead the investigators to suggest only two migrations to account for all the variation observed in Native American mtDNA. However, in a subsequent publication, Torroni et al. (1993) report haplogroup B to be absent among Aleut-Eskimo and Siberian populations, who are characterized by relatively higher frequencies of haplogroups A and D.

Merriwether et al. (1995) report mtDNA data for 14 additional New World populations and compare it with previously reported data. The investigators noted a number of general trends in the mtDNA haplogroup data for the New World. Native American populations exhibit a north to south increase in the presence of haplogroup B, and a north to south decrease in the frequency of haplogroups A and C. Based upon their findings, Merriweather et al. dispute Torroni et al.'s (1993) characterization of mtDNA variability among Native Americans, suggesting that the four haplogroups identified by Torroni and colleagues were present among all three New World linguistic groups. Further, Merriweather et al. (1995) suggest that additional haplogroups exist in low frequencies among some North American populations. For these reasons, the authors contend that all mtDNA

variability among Native Americans can be explained by a single migratory event with subsequent *in situ* microevolutionary forces creating the presently observed genetic variability.

Lorenz and Smith (1996) report mtDNA data for 40 North American Na-Dene and Amerind samples that appear to support Torrani et al.'s (1993) previous characterization of New World mtDNA variation. While the investigators corroborate Merriweather et al.'s (1995) observation that all four mtDNA haplogroup variants are present among all three of Greenberg's language groups (i.e., Amerind, Na-Dene, Aleut-Eskimo), Lorenz and Smith (1996) argue that significant differences in the frequencies of these haplogroups exist among living members of the three language groups. Further, these investigators report that significant differences in haplogroup frequencies exist among Amerind frequencies for North, Central, and South America. Lorenz and Smith (1996) suggest that the haplogroup differences observed among living Amerinds (i.e., direct descendants of the Paleoindians according to Turner's hypothesis) reflect an extended period of *in situ* microevolution with relatively little gene flow among North, South, and Central American Amerind speakers.

Despite the claims by Merriweather et al. (1995) that all mtDNA variability among Native Americans can be explained by as few as a single, or at most, two migrations into the New World, the distribution of mtDNA haplogroups among South American populations suggest otherwise (Figure 7). Southern Andean and northeastern South American populations exhibit relatively low frequencies of haplogroups A and B, and high frequencies of haplogroups C and D, whereas Northern Andean and northwestern South American populations exhibit relatively high frequencies of haplogroups A and B and low frequencies of C and D.

Independent ancient mtDNA studies by Rogan and Salvo (1990) and Merriweather et al. (1994) report on the haplogroup B, or 9-bp Region V deletion, for a total of 27 Middle Preceramic

(Chinchorro culture) and Formative period (Alto Ramirez culture) mummies from the Azapa Valley. None of the 27 mummies examined by these investigators are characterized by haplogroup B. Likewise, Matheny et al. (n.d.) report the absence of haplogroup B for the terminal Paleoindian from the Azapa Valley site Acha-2.

Merriwether et al. (1994) note that modern Quechua, Aymara, and Atacameño populations from the nearby altiplano are reported to exhibit relatively high (i.e., > 30%) frequencies for haplogroup B, while modern coastal populations from southern Chile, such as the Pehuelche and Yaghan, exhibit relatively low (i.e., < 10%) to absent frequencies for the 9-bp Region V deletion. Merriwether et al. (1994) suggest that the prehistoric Azapa Valley populations may be ancestral to the modern south coast populations of Chile, while the modern Quechua, Aymara, and Atacameños descended from populations characterized by high frequencies of haplogroup B (i.e., north and central Andean populations).

Subsequent to Merriwether et al.'s (1994) presentation of central Andean mtDNA frequencies, others have also report the absence of haplogroups A and B among prehistoric and historic populations of the Tierra del Fuego and Patagonia region (Lalueza 1996; Lalueza et al. 1997; Turbón et al. 1994). These researchers suggest that populations from Tierra del Fuego and Patagonia represent direct descendants of the Paleoindians, and argue that the absence of haplogroup B, in particular, among these remote populations indicates that haplogroup B is associated with a subsequent wave of populations currently occupying the northern and central Andes. The researchers point out the lack of haplogroup B among Early Archaic period remains from North America (Pääblo et al. 1988) and South America (Matheny et al. n.d.) to support their assertion.

Lahr's studies on both metric (Lahr 1995) and non-metric (Lahr 1996) cranial trait variation also indicate similar patterns for Southern Cone populations of South America. Lahr proposes that Southern Cone populations are phenotypically characterized as generalized mongoloids (i.e., dolicocephalic, sundadont dental pattern) and suggests that these characteristics are associated with an absence of haplogroup B (Lahr 1995: 188, 1996: 323, 1997: 4). Others have also reported that the craniometric measures of South American Paleoindians and Archaic period remains are significantly different from subsequent South Americans (Munford et al. 1995; Rivera and Rothhammer 1986; Rothhammer et al. 1984; Neves et al. 1999a, b, d, 2001; Soto et al. 1975).

These aforementioned trends in the genetic and phenotypic data closely fit a 2-wave model to explain genetic variability among native South Americans: the first wave would correspond to populations with relatively high frequencies of mtDNA haplogroups C and D, whereas the second wave would correspond to Andean and northwest South American populations that were characterized by relatively higher frequencies of mtDNA haplogroups A and B.

Within the context of this study, those samples that exhibit relatively fewer tooth cusp and root number (i.e., Ilo Preceramic, Chinchorro, Alto Ramírez, Playa Miller-4, Playa Miller -7, Azapa-8, Azapa -140) likely represent direct descendants of South American Paleoindians. It is expected that future mtDNA studies will find these populations to be associated with relatively high frequencies of haplogroups C and D, and relatively low frequencies of mtDNA haplogroups A and B. Conversely, south central Andean samples associated with relatively higher frequencies of tooth cusp and root number, such as the Late Intermediate period samples from Chiribaya Alta, San Gerónimo, El Yaral, Azapa-6, and Azapa-71, are expected to exhibit relatively high frequencies of mtDNA haplogroups A and B and lower frequencies of mtDNA haplogroups C and D. The composition of

these samples should reflect genetic contributions from the second demic expansion into South America.

Apart from the dental trait frequencies for Turner's South American Indian sample, relatively little is known concerning dental trait variability among prehistoric South Americans. Therefore, this study presents important information for a region where detailed dental data are lacking. When compared with other lines of evidence, the general patterns of dental trait variability among south central Andean samples provides important information on the prehistoric population dynamics in South America.

Results of this study indicate that there is a significant geographic and temporal trend towards sinodonty among prehistoric south central Andeans. Phenotypically, early prehistoric northern Chileans are characterized by low frequencies of sinodont traits and are most similar to the Paleoindian sample, while, in contrast, the Late Intermediate period Moquegua Valley samples exhibit high and significantly different frequencies of sinodonts traits. These populations exhibit dental trait frequencies most similar to those reported by Turner for other Macro-Indian populations.

Based upon the differences in dental trait morphology reported here and other sources of evidence, I suggest that there were at least two prehistoric peopling events that occurred in South America. According to this hypothesis, the earliest inhabitants of South America (i.e., the Paleoindians and their Archaic period descendants) were characterized by relatively low frequencies of complex dental cusp and root traits (i.e., shoveling, winging, increased number of cusps and decreased number of roots), similar to those reported by Turner (1985, 1987) for southeast Asian populations, whereas the subsequent prehistoric migration into South America was by made people characterized by higher frequencies of complex dental cusp and root traits, similar to those reported

for other New World and northeast Asian populations. The second migratory event can best be described as a demic expansion (Cavalli-Sforza et al. 1993; Sokal and Menozzi 1982), rather than representing outright population replacement. This second prehistoric migratory event in South America was likely associated with the increased fertility of early agricultural populations who were characterized by high frequencies of sinodont traits.

¹Acknowledgments. My research in Chile was financially supported by a Fulbright Fellowship. Research in Peru was supported, in part, by a National Science Foundation grant (BSN 89 20769) obtained by Jane Buikstra. I thank my many friends and colleagues of the Museo San Miguel de Azapa, Chile, for all of their support. Key facilities and logistic support were provided in Chile by the Museo San Miguel de Azapa and the Universidad de Tarapacá, and in Peru by the Southern Peru Copper Corporation, Programa Contisuyo, and the Bioanthropology Foundation. I am grateful to Jane Buikstra, Karen Rasmussen, Karen Wise, Iván Muñoz, who permitted me to examine skeletal and collections they had excavated. The final version of this paper greatly benefited from comments made by Robert A. Benfer, Jr., Deborah Pearsall, Joseph Powell, and Lawrence A. Kuznar. I thank them for reading earlier versions of this manuscript. They all provided many insightful comments along the way. Any errors of fact or interpretation are my own.

REFERENCES CITED

Alvarez, L.

1969 Un cementerio precerámico con momias de preparación complicada. *Rehue* 2: 181-190.

Armelagos, G. J., A. H. Goodman and J. H. Jacobs

1991 The Origins of Agriculture: Population Growth During a Period of Declining Health. *Population and Environment* 13: 9-22.

Barbujani, G., A. Pilastro, S. De Domenico, and C. Renfrew.

1994 Genetic Variation in North Africa and Eurasia: Neolithic Demic Diffusion vs. Paleolithic Colonisation. *American Journal of Physical Anthropology* 95: 137-154.

Begley, S., and A. Murr

1999 The First Americans. *Newsweek*, April 26, pp. 50-57.

Benfer, R. A.

1984 The Challenges and Rewards of Sedentism: The Preceramic Village of Paloma, Peru. In *Paleopathology at the Origins of Agriculture*, edited by M. N. Cohen, pp. 531-558. Academic Press, Orlando.

Bentley, G. R., T. Goldberg and G. Jasienska

1993a The Fertility of Agricultural and Non-Agricultural Traditional Societies. *Population Studies* 47: 269-281.

1993b Is the Fertility of Agriculturalists Higher than that of Nonagriculturalists? *Current Anthropology* 34: 778-785.

Berry, A. C.

1978 Anthropological and Family Studies on Minor Variants of the Dental Crown. In *Development, Function and Evolution of Teeth*. Edited by P. M. Butler and K. A. Joysey, pp. 81-98. Academic Press, New York.

Biggerstaff, R. H.

1970 Morphological Variations for the Permanent Mandibular First Molars in Human Monozygotic and Dizygotic Twins. *Archives of Oral Biology* 15: 721-730.

1973 Heritability of the Carabelli Cusp in Twins. *Journal of Dental Research* 52: 40-44.

Bryant, V. and R. Holloway (eds.)

1985 *Pollen Records of Late Quaternary North American Sediments*. American Association of Stratigraphic Palynologists Foundation, Dallas.

Buikstra, J. E.

- 1989 *Chiribaya: A Biocultural Approach to the Study of a Prehistoric Andean Polity*. National Science Foundation Grant Report, #BSN 89 20769.
- 1995 Tombs for the Living . . . or . . . for the Dead: The Osmore Ancestors. In *Tombs for the Living: Andean Mortuary Practices*. Edited by T. D. Dillehay, pp. 229-280. Dumbarton Oaks, Washington, D.C.
- Campbell, K. L. and J. W. Wood
1988 Fertility in Traditional Societies. In *Natural Human Fertility: Social and Biological Determinants*. Edited by P. Diggory, S. Teper and M. Potts, pp. 39-69. Macmillan, London.
- Cann, R. L.
1994 mtDNA and Native Americans: A Southern Perspective. *American Journal of Human Genetics* 55: 7-11.
- Cavalli-Sforza, L. L., P. Menzoni, and A. Piazza
1993 Demic Expansions and Human Evolution. *Science* 259: 639-646.
- 1994 *The History and Geography of Human Genes*. Princeton University Press, New Jersey.
- Clark, J. D. and S. A. Brandt (eds.)
1984 *From Hunters to Farmers: The Causes and Consequences of Food Production in Africa*. University of California Press, Berkeley.
- Cohen, M. N.
1977 Population Pressure and the Origins of Agriculture: An Archaeological Example from the Coast of Peru. In *Population, Ecology, and Social Evolution*, edited by S. Polgar, pp. 167-190. Mouton, The Hague.
- Ericksen, M. F.
1962 Undeformed pre-Columbian Crania from the North Sierra of Peru. *American Journal of Physical Anthropology* 20: 209-222.
- Escobar, V., M. Melnick and P. Michael
1976 The Inheritance of Bilateral Rotation of Maxillary Central Incisors. *American Journal of Physical Anthropology* 45: 109-116.
- Focacci, G.
1960 Informe sobre excavaciones en San Miguel de Azapa por el Museo Regional de Arica. *Museo Regional de Arica boletín* 6. Museo Regional de Arica, Arica.
- 1969 *Boletas de campo: excavaciones en Playa Miller 4, 2 y 6*. Field notes on file, Museo San Miguel de Azapa, Universidad de Tarapacá, Arica, Chile.

1974 Excavaciones en Playa Miller 7. *Chungara* 3: 23-74.

1980 Síntesis de la arqueología del extremo norte de Chile. *Chungara* 6:3-23.

1993 Excavaciones arqueológicas en el cementerio AZ-6 valle de Azapa. *Chungara* 24/25: 69-124.

Focacci, G., and S. Chacón

1989 Excavaciones arqueológicas en los faldeos del Morro de Arica sitios Morro 1/6 y 2/2. *Chungara* 22: 15-62.

Green, D. L.

1982 Discrete Dental Variations and Biological Distances of Nubian Populations. *American Journal of Physical Anthropology* 58: 75-79.

Green, R. F. and J. Myers Suchey

1976 The Use of Inverse Sine Transformations in the Analysis of Non-Metric Cranial Data. *American Journal of Physical Anthropology* 45: 61-68.

Greenberg, J. H.

1987 *Language in the Americas*. Stanford University Press, Stanford.

Greenberg, J. H., C. G. Turner and S. L. Zegura

1986 The Settlement of the Americas: A Comparison of the Linguistic, Dental, and Genetic Evidence. *Current Anthropology* 27: 477-497.

Guillén, S. E.

1992 *The Chinchorro Culture: Mummies and Crania in the Reconstruction of Pre-ceramic Coastal Adaptation in the South Central Andes*. Unpublished Ph. D. Dissertation, Department of Anthropology, University of Michigan, Ann Arbor.

Harpending, H.

1994 Signature of Ancient Population Growth in a Low Resolution Mitochondrial DNA Mismatch Distribution. *Human Biology* 66: 591-600.

Harpending, H. C., S. T. Sherry, A. R. Rogers and M. Stoneking

1993 The Genetic Structure of Ancient Human Populations. *Current Anthropology* 34: 483-496.

Harris, E. F. and H. L. Bailit

1980 The Metaconule: A Morphological and Familial Analysis of a Molar Cusp in Humans. *American Journal of Physical Anthropology* 53: 349-358.

Hassanali, J.

1982 Incidence of Carabelli's Trait in Kenyan Africans and Africans. *American Journal of Physical Anthropology* 59: 317-319.

Haydenblit, R.

1996 Dental Variation Among Four Prehispanic Mexican Populations. *American Journal of Physical Anthropology* 100: 225-246.

Heusser, C. J.

1983 Quaternary Pollen Record from Laguna de Tagua Tagua, Chile. *Science* 219: 1429-1432.

Horai, S., R. Kondo, Y. Nakagawa-Hattori, S. Hayashi, S. Sonoda, and K. Tajima

1993 Peopling of the Americas, Founded by Four Major Lineages of Mitochondrial DNA. *Molecular Biology and Evolution* 10: 23-47.

Hrdlicka, A.

1923 The Origins and Antiquity of the American Indian. In *Annual Report of the Board of Regents of the Smithsonian Institution*, pp. 481-493. Smithsonian Institution, Washington, D.C..

1937 Early Man in America: What Have the Bones to Say? In *Early Man as Depicted by Leading Authorities at the International Symposium of the Academy of Natural Sciences, Philadelphia, March 1937*. Edited by G.G. MacCurdy, pp. 93-104. Lippincott Co, Philadelphia.

Jacobs, K.

1994 Human Dento-Gnathic Metric Variation in Mesolithic/Neolithic Ukraine: Possible Evidence of Demic Diffusion in the Dnieper Rapids Region. *American Journal of Physical Anthropology* 95: 1-26.

Jantz, R. L. and D. W. Owsley

1998a Pathology, Taphonomy, and Cranial Morphometrics of the Spirit Cave Mummy. *Nevada Historical Society Quarterly* 40: 62-84.

1998b How Many Populations of Early North Americans were There? *American Journal of Physical Anthropology Supplement* 26: 128.

2001 Variation Among Early American Crania. *American Journal of Physical Anthropology* 114: 146-155.

Jessup, D.

1990a Rescate arqueológico en el museo de sitio de San Gerónimo, Ilo. In *Trabajos arqueológicos en Moquegua, Perú: Volumen 3*, edited by L. K. Wantanabe, M. E. Moseley, and F. Cabieses, pp. 151-165. Programa Contisuyo del Museo Peruano de Ciencias de la Salud, Southern Peru Copper Corporation, Ilo, Perú.

1990b *Desarrollos generales en el Intermedio Tardío en el valle de Ilo, Perú*. Report submitted to the Instituto Nacional de Cultura, Lima.

- Karafet, T. M., S. L. Zegura, O. Posukh, L. Osipova, A. Bergen, J. Long, D. Goldman, W. Klitz, S. Harihana, P. de Knijff, V. Weibe, R. C. Griffiths, A. R. Templeton and M. F. Hammer
1999 Ancestral Asian Source(s) of New World Y-Chromosome Founder Haplotypes. *American Journal of Human Genetics* 64: 817-831.
- Kolman, C. J., N. Sambuughin, and E. Bermingham
1996 Mitochondrial DNA Analysis of Mongolian Populations and Implications for the Origin of New World Founders. *Genetics* 142: 1321-1334.
- Lahr, M. M.
1995 Patterns of Modern Human Diversification: Implications for Amerindian Origins. *Yearbook of Physical Anthropology* 38: 163-198.
- 1996 *The Evolution of Modern Human Diversity: A Study of Cranial Variation*. Cambridge University Press, New York.
- 1997 History in the Bones. *Evolutionary Anthropology* 6: 2-6.
- Lahr, M. M. and R. Haydenblit
1995 Traces of Ancestral Morphology in Tierra del Fuego and Patagonia. *American Journal of Physical Anthropology Supplement* 20: 128.
- Lalueza, C
1996 Mitochondrial DNA Haplogroups in Four Tribes from Tierra del Fuego-Patagonia: Inferences About the Peopling of the Americas. *Human Biology* 68: 855-871.
- Lalueza, C., A. Perez-Perez, E. Prats, L. Cornudella and D. Turbón
1997 Lack of Founding Amerindian Mitochondrial DNA Lineages in Extinct Aborigines from Tierra del Fuego-Patagonia. *Human Molecular Genetics* 6: 41-46.
- Lathrap, D.
1970 *The Upper Amazon*. Thames and Hudson, Southampton.
- Lorenz, J. G. and D. G. Smith
1996 Distributions of Four Founding mtDNA Haplogroups Among Native North Americans. *American Journal of Physical Anthropology* 101: 307-324.
- Ludwig, F. J.
1957 The Mandibular Second Premolars: Morphologic Variation and Inheritance. *Journal of Dental Research* 36: 263-273.
- Lukacs, J. R. and B. E. Hemphill

- 1991 The Dental Anthropology of Prehistoric Baluchistan: A Morphometric Approach to the Peopling of South Asia. In *Advances in Dental Anthropology*. Edited by M. A. Kelly and C. S. Larsen, pp. 77-120. Wiley-Liss, New York.
- Matheny, R., S. Woodward, I. Muñoz, J. Chacama, M. Rivera and G. Nielsen
n.d. A ca. 9500 to 10000 Years Old Human DNA Sequence from Acha-2, Northern Chile. Manuscript in possession of the author.
- Merriwether, D. A., F. Rothhammer and R. E. Ferrell
1994 Genetic Variation in the New World: Ancient Teeth, Bone, and Tissue as Sources of DNA. *Experientia* 50: 592-601.
- 1995 Distribution of the Four Founding Lineage Haplotypes in Native Americans Suggests a Single Wave of Migration for the New World. *American Journal of Physical Anthropology* 98: 411-430.
- Moseley, M. E.
1992 *The Incas and Their Ancestors*. Thames and Hudson, London.
- Munford, D, M. C. Zanini, and W. A. Neves
1995 Human Cranial Variation in South America: Implications for the Settlement of the New World. *Brazilian Journal of Genetics* 18: 673-688.
- Muñoz, I.
1980 Investigaciones arqueológicas en los túmulos funerarios del valle de Azapa (Arica). *Chungara* 6: 57-95.
- 1983 La fase Alto Ramírez en los valles del extremo norte de Chile. In *Documentos de trabajo No. 3*, pp. 3-42. Instituto de Antropología y Arqueología, Universidad de Tarapacá, Arica, Chile.
- 1987 Enterramientos en túmulos en el valle de Azapa: nuevas evidencias para definir la fase Alto Ramírez en el extremo norte de Chile. *Chungara* 19: 93-127.
- 1989 El período Formativo en el Norte Grande (1000 a.C. a 500 d.C.). In *Culturas de Chile prehistoria: desde sus orígenes hasta los labores de la conquista*. edited by J. Hidalgo, V. Schiappacasse, H. Niemeyer, C. Aldunate, and S. Iván, pp. 107-128. Andrés Bello, Santiago.
- 1993 Spatial Dimensions of Complementary Resource Utilization at Acha-2 and San Lorenzo. In *Domestic Architecture, Ethnicity, and Complementarity in the South-Central Andes*, edited by M. S. Aldenderfer, pp. 94-102. University of Iowa Press, Iowa City.
- Muñoz, I., and G. Focacci
1985 San Lorenzo: testimonio de una comunidad de agricultores y pescadores postiwianaku en el valle de Azapa (Arica-Chile). *Chungara* 15: 7-30.

Neves, W. A., and M. Blum

2000 The Buhl Burial: A Comment on Green et al. *American Antiquity* 65: 191-193.

Neves, W. A., M. Blum, and J. Powell

2001 Paleoindian skeletal remains from Santana do Riacho I, Minas Gerais, Brazil: archaeological background, chronological context and comparative cranial morphology. *American Journal of Physical Anthropology Supplement* 31: 112-113.

Neves, W. A., D. Meyer and H. M. Pucciarelli

1996a Early Skeletal Remains and the Peopling of the Americas. *Revista de Antropología* 39: 121-139.

Neves, W. A., D. Munford and M. C. Zanini

1996b Cranial Morphological Variation in the Colonization of the New World: Towards a Four Migration Model. *American Journal of Physical Anthropology Supplement* 22: 176.

Neves, W. A., M. C. Zanini, D. Munford, and H. M. Pucciarelli

1997 O povoamento da América á luz da morfologia craniana. *Revista USP* 34: 96-105.

Neves, W. A., D. Munford, M. C. Zanini and H. M. Pucciarelli

1999a Cranial Morphological Variation in South America and the Colonization of the New World: Towards a Four Migration Model? *Ciência e Cultura Journal of the Brazilian Association for the Advancement of Science* 51: 151-165.

Neves, W. A., J. F. Powell and E. G. Ozolins

1999b Extra-Continental Morphological Affinities of Lapa Vermelha IV, Hominid 1: A Multivariate Analysis with Progress Numbers of Variables. *Homo* 50: 263-282.

1999c Extra-Continental Morphological Affinities of Palli Aike, Southern Chile. *Interciencia (Venezuela)* 24: 258-263.

Neves, W. A., J. F. Powell, A. Prous, E. G. Ozolins and M. Blum

1999d Lapa Vermelha IV Hominid 1: Morphological Affinities of the Earliest Known American. *Genetics and Molecular Biology* 22: 461-469.

Neves, W. A. and H. M. Pucciarelli

1989 Extra-Continental Biological Relationships of Early South American Human Remains: A Multivariate Analysis. *Ciencia e Cultura* 4: 566-575.

1991 Morphological Affinities of the First Americans: An Exploration Analysis Based on Early South American Human Remains. *Journal of Human Evolution* 21: 261-273.

Neves, W. A., F. M. Salzano and F. J. D. Rocha

1985 Principal-Components Analysis of Brazilian Indian Anthropometric Data. *American Journal of Physical Anthropology* 67: 13-17.

- Newman, M. T.
1943 A Metric Study of Undeformed Indian Crania from Peru. *American Journal of Physical Anthropology* 1: 21-45.
- 1948 A Summary of the Racial History of the Peruvian Area. *American Antiquity* 13: 16-19.
- 1951 The Sequence of Indian Physical Types of South America. In *Papers on the Physical Anthropology of the American Indian*, edited by W. S. Laughlin, pp. 69-97. The Viking Fund, New York.
- Nichol, C. R.
1989 Complex Segregation Analysis of Dental Morphological Variants. *American Journal of Physical Anthropology* 78: 37-59.
- Nichol, C. R. and C. G. Turner
1986 Intra- and Interobserver Concordance in Classifying Dental Morphology. *American Journal of Physical Anthropology* 69: 299-315.
- Nichols, J.
1990 Linguistic Diversity and the First Settlement of the New World. *Language* 66: 475-521.
- 1995 The Spread of Language Around the Pacific Rim. *Evolutionary Anthropology* 3: 206-215.
- Norusis, M. J.
1994 *SPSS Professional Statistics 6.1*. SPSS Inc, Chicago.
- Núñez, L.
1983 Paleoindian and Archaic Cultural Periods in the Arid and Semiarid Regions of Northern Chile. In *Advances in World Archaeology, Volume 2*, edited by Wendorf, F. and A.E. Close, pp. 161-203. Academic Press, New York.
- Owen, B.
1993 *A Model of Multiethnicity: State Collapse, Competition, and Social Complexity from Tiwanaku to Chiribaya in the Osmore Valley, Perú*. Unpublished Ph. D. Dissertation, Department of Anthropology. University of California-Los Angeles.
- Pääblo, S., J. A. Gifford and A. C. Wilson
1988 Mitochondrial DNA Sequences from a 7,000-Year Old Brain. *Nucleic Acids Research* 16: 9775-9787.
- Pearsall, D. M.
1992 The Origins of Plant Cultivation in South America. In *The Origins of Agriculture*, edited by C. W. Cowan and P. J. Watson, 173-206. Smithsonian Institution Press, Washington, D.C.

- Portin, P. and L. Alvesalo
 1974 The Inheritance of Shovel Shape in Maxillary Central Incisors. *American Journal of Physical Anthropology* 41: 59-62.
- Powell, J. F.
 1993 Dental Evidence for the Peopling of the New World: Some Methodological Considerations. *Human Biology* 65: 799-819.
- 1995 *Dental Variation and Biological Affinity Among Middle Holocene Human Populations in North America*. Ph. D. dissertation, Department of Anthropology, Texas A&M University. University Microfilms International, Ann Arbor.
- 2000 History, Population Structure, and Time: New Approaches for Understanding Biological Change in the Americas. *American Journal of Physical Anthropology Supplement* 30: 253.
- n.d. A New Look at Old Teeth: Dental Variation Among the Earliest Americans. *Evolutionary Anthropology*. Manuscript in possession of the author.
- Powell, J. F. and W. A. Neves
 1998 Dental Diversity of Early New World Populations: Taking a Bite Out of the Tripartite Model. *American Journal of Physical Anthropology Supplement* 26: 179-180.
- 1999 Craniofacial Morphology of the First Americans: Patterns and Process in the Peopling of the New World. *Yearbook of Physical Anthropology* 42: 153-188.
- Powell, J. F., and J. C. Rose
 1999 Report on the Osteological Assessment of the "Kennewick Man" Skeleton (Chapter 2). In *Report on the Non-Destructive Examination, Description, and Analysis of the Human Remains from Columbia Park, Kennewick, Washington*. National Park Service, Washington, D.C.
- Powell, J. F., and D. G. Steele
 1992 A Multivariate Craniometric Analysis of North American Paleo-Indian Remains. *Current Research in the Pleistocene* 9: 59-62.
- Quilter, J.
 1991 Late Preceramic Peru. *Journal of World Prehistory* 5: 413-432.
- Quilter, J., and T. Stocker
 1983 Subsistence Economies and the Origins of Andean Complex Societies. *American Anthropologist* 85: 542-562.
- Rasmussen, K. A.
 1998 *Exploring the Origin of Coastal Sedentism in the South-Central Andes*. Unpublished Ph.D. Dissertation, Department of Anthropology, University of California Santa Barbara.

- Rogan, P. K. and J. J. Salvo
1990 Molecular Genetics of pre-Columbian South American Mummies. *Molecular Evolution* 122: 223-234.
- Rice, D. S.
1993 Late Intermediate Period Domestic Architecture and Residential Organization at La Yaral. In *Domestic Architecture, Ethnicity, and Complementarity in the South-Central Andes*, edited by M. S. Aldenderfer, pp. 66-82. University of Iowa Press, Iowa City.
- Rivera, M. A., and F. Rothhammer
1986 Evaluación biológica cultural de las poblaciones Chinchorro. Nuevos elementos para la hipótesis de contactos transaltiplánicos: cuenca Amazonas-Costa Pacifico. *Chungara* 16/17: 295-306.
- Rogers, A. R. and H. Harpending
1992 Population Growth Makes Waves in the Distribution of Pairwise Genetic Differences. *Molecular Biology and Evolution* 9: 552-569.
- Rothhammer, F. and C. Silva
1992 Gene Geography of South America: Testing Models of Population Displacement Based on Archaeological Evidence. *American Journal of Physical Anthropology* 89: 441-446.
- Rothhammer, F., J. A. Cocilovo and S. Quevedo
1984 El Poblamiento Temprano de Sudamérica. *Chungara* 13: 99-108.
- Sage, R. F., J. Santrucek, and D. J. Grise
1995 Temperature Effects on the Photosynthetic Response of C3 Plants to Long-Term CO2 Enrichment. *Vegetatio* 121: 67-69.
- Sandweiss, D. H., K. A. Maasch, and D. G. Anderson
1999 Transitions in the Mid-Holocene. *Science* 283: 499-500.
- Sandweiss, D. H., J. B. Richardson, E. J. Reitz, H. B. Rollins and K. A. Maasch
1996 Geoarchaeological Evidence from Peru for a 5000 Years BP Onset of El Niño. *Science* 273: 1531-1533.
- Santoro, C.
1980a Fase Azapa. Transición del Arcaico, al desarrollo agrario inicial en los valles bajos de Arica. *Chungara* 6: 46-56.
- 1980b Fomativo Temprano en el extremo norte de Chile. *Chungara* 8: 33-62.
- Schanfield, M. S.

- 1992 Immunoglobulin Allotypes (GM and KM) Indicate Multiple Founding Populations of Native Americans: Evidence of at Least Four Migrations to the New World. *Human Biology* 64: 381-402.
- Schurr, T. G., S. W. Ballinger, Y. Y. Gan, J. A. Hodge, D. A. Merriwether, D. N. Lawrence, W. C. Knowler, K. M. Weiss and D. C. Wallace
1990 Amerindian Mitochondrial DNAs Have Rare Asian Mutations at High Frequencies, Suggesting They Derived from Four Primary Maternal Lineages. *American Journal of Human Genetics* 46: 613-623.
- Scott, G. R.
1977 Classification, Sex Dimorphism, Association, and Population Variation of the Canine Distal Accessory Ridge. *Oral Biology* 49: 453-469.
- 1980 Population Variation of Carabelli's Trait. *Oral Biology* 52: 63-78.
- Scott, G. R. and C. G. Turner
1988 Dental Anthropology. *Annual Review of Anthropology* 17: 99-126.
- 1997 *The Anthropology of Modern Human Teeth: Dental Morphology and its Variation in Recent Human Populations*. Cambridge University Press, New York.
- Semino, O., G. Passarino, A. Brega, M. Fellous, and A. S. Santachiara-Benerecetti
1996 A View of the Neolithic Demic Diffusion in Europe Through Two Y Chromosome-specific Markers. *American Journal of Human Genetics* 59: 964-968.
- Sjøvold, T.
1973 The Occurrence of Minor Non-Metrical variants in the Skeleton and Their Quantitative Treatment for Population Comparisons. *Homo* 24: 204-233.
- Sofaer, J. A., P. Smith and E. Kaye
1986 Affinities between Contemporary and Skeletal Jewish and Non-Jewish Groups Based on Tooth Morphology. *American Journal of Physical Anthropology* 70: 265-275.
- Sokal, R. R., and P. Menozzi
1982 Spatial Autocorrelations of HLA Frequencies in Europe Support Demic Diffusion of Early Farmers. *American Naturalist* 119: 1-17.
- Sokal, R. R., N. L. Oden, and C. Wilson
1991 Genetic Evidence for the Spread of Agriculture in Europe by Demic Diffusion. *Nature* 351: 143-145.
- Soto, P., F. Rothhammer, C. Valenzuela, E. Llop and Z. Harb
1975 Aplicación de un Método de Distancia Genética en la Comparación de Poblaciones Prehispánicas de América. *Chungara* 5: 73-79.

Standen, V.

1991 *El cementerio Morro 1: nuevas evidencias de la tradición funeraria Chinchorro (periodo Arcaico, norte de Chile)*. Unpublished Master's thesis, Departamento de Antropología, Universidad Católica de Lima, Lima, Perú.

Steele, D. G. and J. F. Powell

1993 Paleobiology of the First Americans. *Evolutionary Anthropology* 2: 138-146.

1999 Peopling of the Americas: A Historical and Comparative Perspective. In *Who Were the First Americans?* Edited by R. Bonnicksen, pp. 91-120. Peopling of the Americas Publication, Corvallis.

Street-Perrott, F. A., H. Yangson, R. A. Perrott, G. Eglinton, P. Barker, L. B. Khelifa, D. D. Harkness, and D. O. Olago

1997 Impact of Lower Atmospheric Carbon Dioxide on Tropical Mountain Ecosystems. *Science* 278: 1422-1426.

Sutter, R. C.

1997a Dental Variation and Biocultural Affinities Among Prehistoric Populations from the Coastal Valleys of Moquegua, Peru, and Azapa, Chile. Ph.D. Dissertation, Department of Anthropology, University of Missouri. University Microfilms International, Ann Arbor.

1997b Biological Relations Among Prehistoric South Central Andean Populations: A Comparative Study of Dental Morphology. Paper presented at the 66th Annual Meeting of the American Association of Physical Anthropologists, St. Louis, MO.

1999 The Chinchorros and their Ancestors: A Bioarchaeological Assessment of Genetic and Cultural Change in the Azapa Valley, Chile. *Journal of the Indiana Academy of Social Sciences* 3: 77-87.

2000 Prehistoric Genetic and Culture Change: A Bioarchaeological Search for Pre-Inka Altiplano Colonies in the Coastal Valleys of Moquegua, Peru, and Azapa, Chile. *Latin American Antiquity* 11: 43-70.

Szathmary, E.

1993 Genetics of Aboriginal North Americans. *Evolutionary Anthropology* 1: 202-220.

Thompson, L.G., E. Moseley-Thompson, and P. A. Thompson

1992 Reconstructing Interannual Climate Variability from Tropical and Subtropical Ice-Core Records. In *El Niño: Historical and Paleoclimatic Aspects of the Southern Oscillation*, edited by Diaz, H. F. and V. Markgraf, pp. 295-322. Cambridge University Press, Cambridge.

Torroni, A., T. G. Schurr, M. F. Cabell, M. D. Brown, J. V. Neel, M. Larsen, D. G. Smith, C. M. Vullo and D. C. Wallace

- 1993 Asian Affinities and Continental Radiation of the Four Founding Native American Mitochondrial DNAs. *American Journal of Genetics* 53: 563-590.
- Torrioni, A., T. G. Schurr, C. C. Yang, E. Szathmary, R. C. Williams, M. S. Schanfield, G. A. Troup, W. C. Knowler, D. N. Lawrence, K. M. Weiss and D. C. Wallace
 1992 Native American Mitochondrial DNA Analysis Indicates that the Amerind and the Nadene Populations Were Founded by Two Independent Migrations. *Genetics* 130: 153-162.
- Torrioni, A., R. I. Sukernick, T. G. Schurr, Y. B. Starikovskaya, M. F. Cabell, M. H. Crawford, A. G. Comuzzie and D. C. Wallace
 1993 Mitochondrial DNA Variation of Aboriginal Siberians Reveals Distinct Affinities with Native Americans. *American Journal of Human Genetics* 53: 591-608.
- Turbón, D., A. Lalueza, A. Perez-Perez, E. Prats, P. Moreno and P. Pons
 1994 Absence of the 9 bp mtDNA Region V Deletion in Ancient Remains of Aborigines from Tierra del Fuego. *Ancient DNA Newsletter* 2: 24-26.
- Turner, C. G.
 1969 Microevolutionary Interpretations from the Dentition. *American Journal of Physical Anthropology* 30: 421-426.
- 1971 Three-Rooted Mandibular First Permanent Molars and the Question of American Indian Origins. *American Journal of Physical Anthropology* 34: 199-242.
- 1981 Root Number Determination in Maxillary First Premolars for Modern Human Populations. *American Journal of Physical Anthropology* 54: 59-62.
- 1983 Dental Evidence for the Peopling of the Americas. In *Early Man in the New World*, edited by R. Shutler, pp. 147-157. Sage Publications, Beverly Hills.
- 1985 The Dental Search for Native American Origins. In *Out of Asia*, edited by R. Kirk and E. Szathmary, pp. 31-78. Journal of Pacific History, Inc, Canberra.
- 1986 Dentochronological Separation Estimates for Pacific Rim Populations. *Science* 232: 1140-1142.
- 1987 Late Pleistocene and Holocene Population History of East Asia Based on Dental Variation. *American Journal of Physical Anthropology* 73: 305-321.
- 1989 Teeth and Prehistory in Asia. *Scientific American* February: 88-96.
- 1990 Major Features of Sundadonty and Sinodonty, Including Suggestions about East Asian Microevolution, Population History, and Late Pleistocene Relationships with Australian Aboriginals. *American Journal of Physical Anthropology* 82: 295- 318.

Turner, C. G., C. R. Nichol and G. R. Scott

1991 Scoring Procedures for Key Morphological Traits of the Permanent Dentition: The Arizona State University Dental Anthropology System. In *Advances in Dental Anthropology*, edited by M. A. Kelly and C. S. Larsen, pp. 13-32. Wiley-Liss, New York.

Wallace, D. C. and A. Torroni

1992 American Indian Prehistory as Written in the Mitochondrial DNA: A Review. *Human Biology* 64: 403-416.

Weir, G. H., R. A. Benfer, and J. G. Jones

1988 Preceramic to Early Formative Subsistence on the Central Coast, In *Economic Prehistory of the Central Andes*, edited by E. S. Wing and J.C. Wheeler, pp. 59-94. BAR International Series 427. British Archaeological Reports, Oxford.

Williams, R. C., A. G. Steinberg, H. Gershowitz, P. H. Bennett, P. H. Knowler, D. J. Pettitt, W. Butler, R. Baird, L. Dowda-Rea, T. A. Burch, H. G. Morse, C. G. Smith

1985 GM Allotypes in Native Americans: Evidence for Three Distinct Migrations Across the Bering Land Bridge. *American Journal of Physical Anthropology* 66: 1-19.

Williams, S., V. Cansino, and K. Babrowski

2001 Genetic Relationships among Prehistoric Osmore Valley Residents. Paper presented at the 29th Annual Meeting of the Midwest Conference on Andean and Amazonian Archaeology and Ethnohistory, Ann Arbor, Michigan.

Wise, K., Clark, N. R., and S. R. Williams

1994 A Late Archaic Period Burial from the South-Central Andean Coast. *Latin American Antiquity* 5: 212-227.

FIGURE CAPTIONS

Figure 1. The south central Andes.

Figure 2. Culture history for select regions of the south central Andes.

Figure 3. Archaeological sites for the Moquegua valley mentioned in the text.

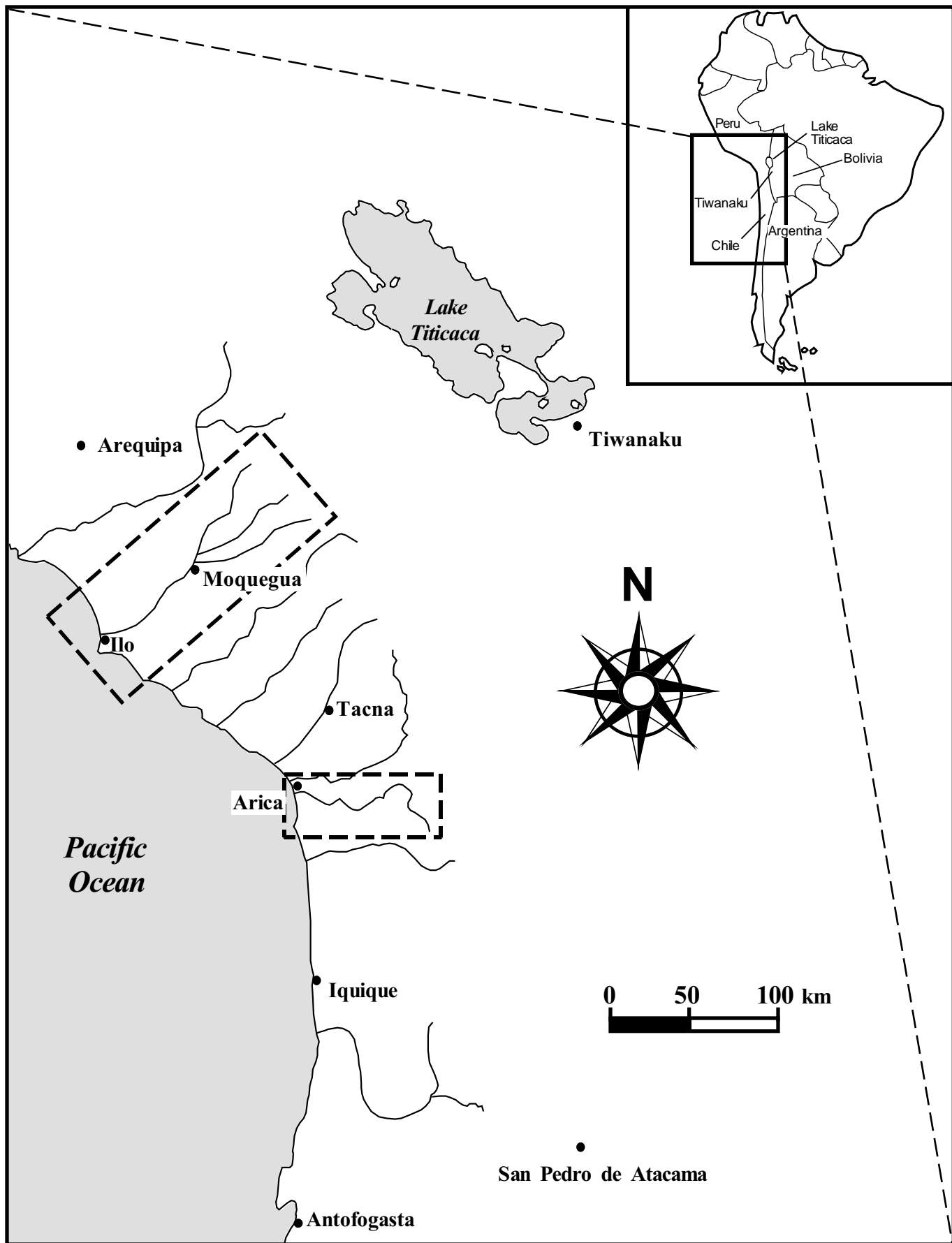
Figure 4. Archaeological sites for the Azapa valley mentioned in the text.

Figure 5. Two-dimensional multidimensional scaling solution of standardized Mean Measure of Distance values for sinodont and sundadont samples. The first dimension discriminates sinodont samples from sundadont samples.

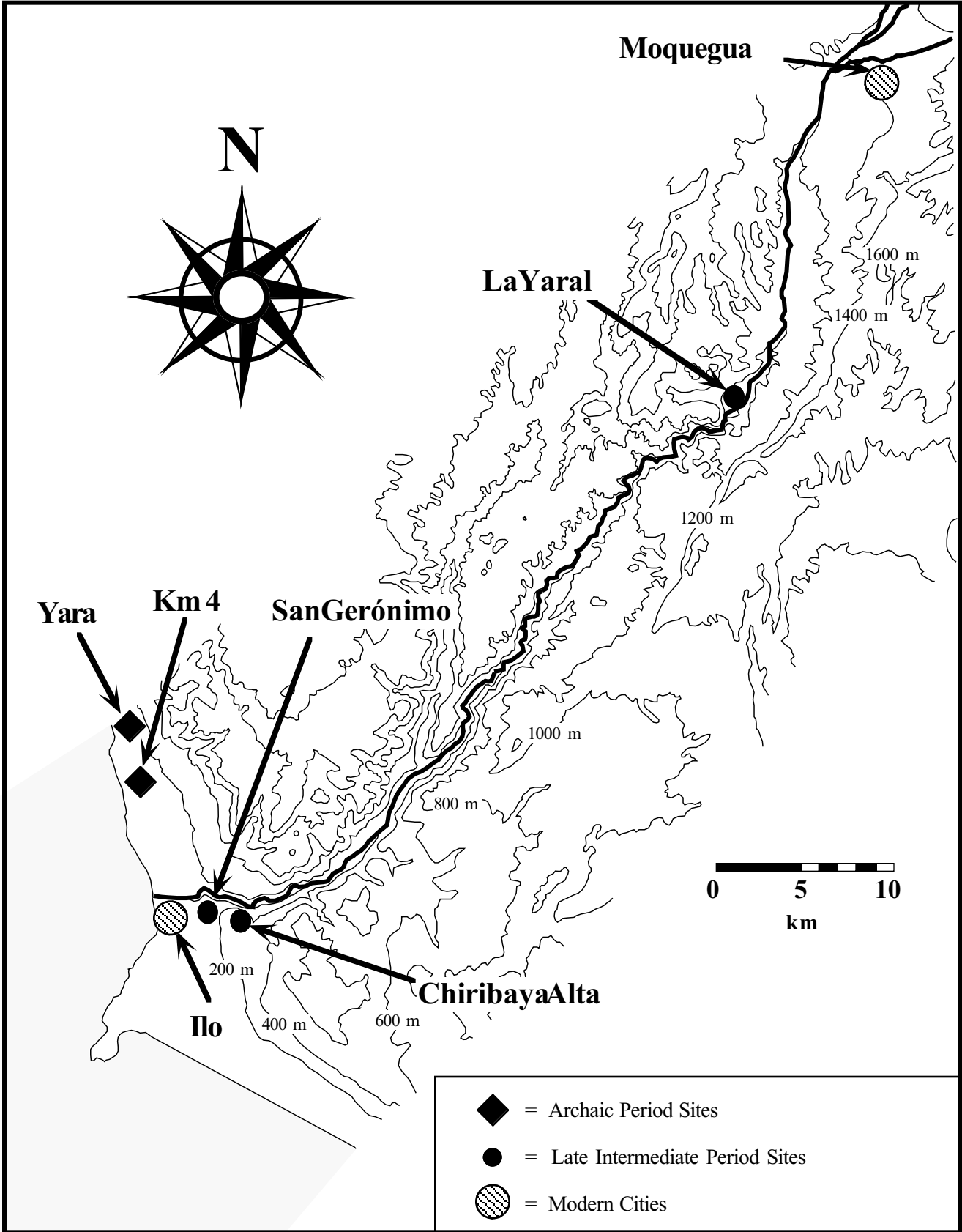
Figure 6. The distribution of four mtDNA haplotypes among extant South Americans (from Merriwether et al. 1995 and Nichols 1995). In general, northern and central Andean populations exhibit high frequencies of haplotypes A and B and low frequencies of haplotypes C and D, whereas southern coastal and Amazonian populations exhibit relatively high frequencies of haplotypes C and D and low frequencies of haplotypes A and B.

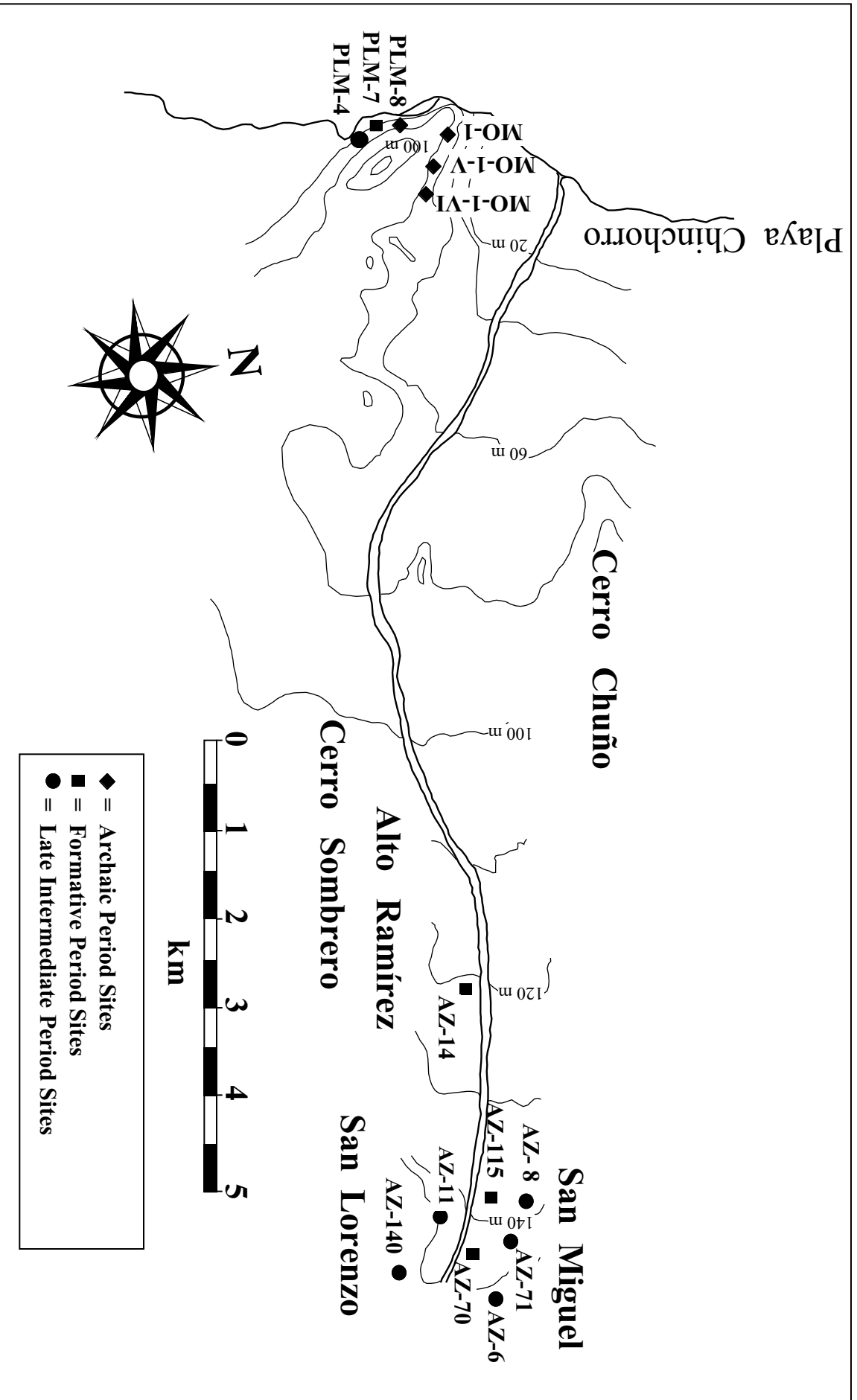
Figure 7. The hypothesized direction of the second demic expansion into South America. According to this scenario, the first migration into South America is represented by the

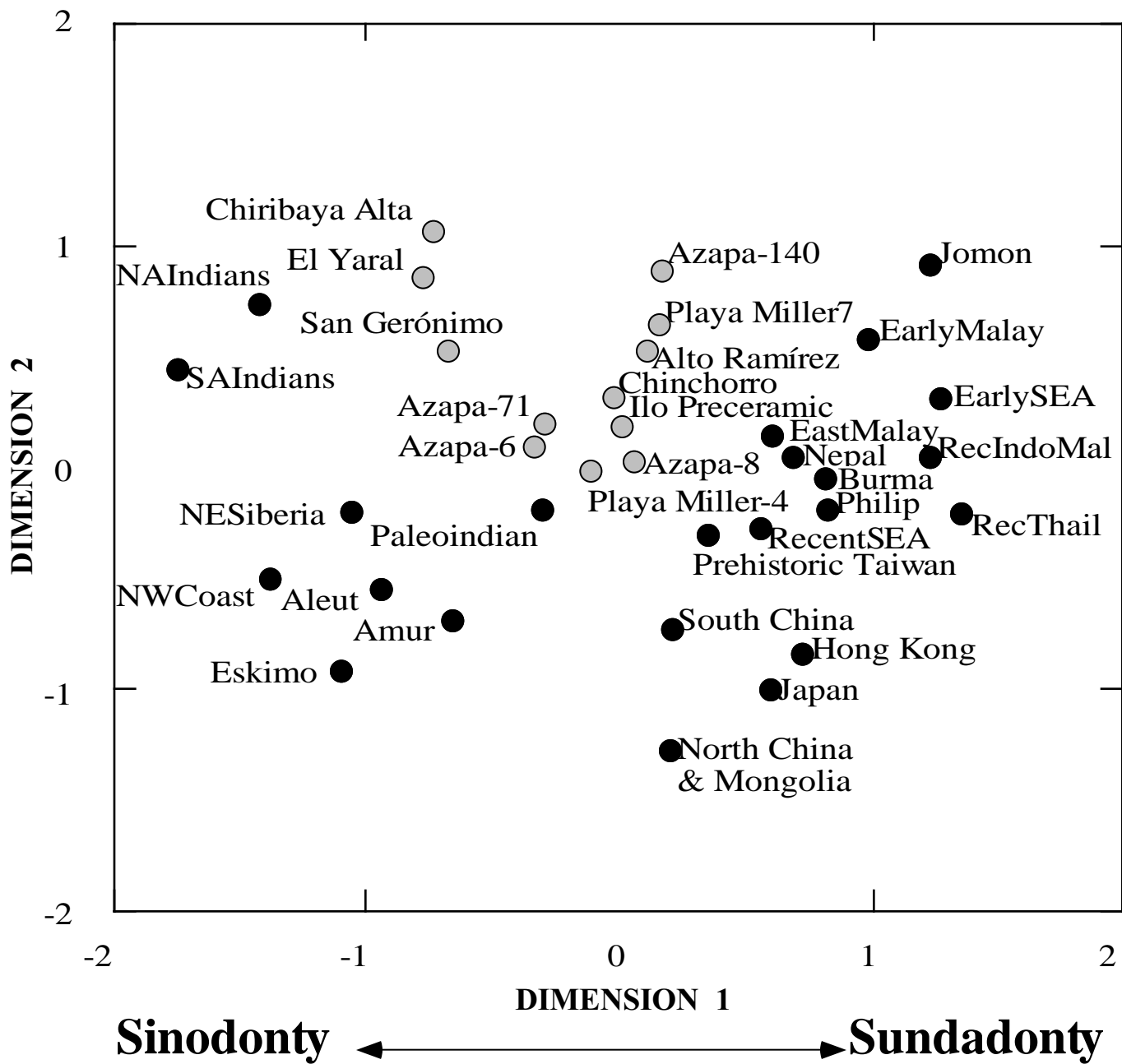
Paleoindians and their descendants. The second demic expansion represents sinodont populations who arrived in northwestern South America through Central America. After arriving in northwestern South America, these sinodont populations expanded from north to south along the Andes through increased fertility and gene flow that accompanied their adoption of agriculture. This hypothesized expansion proceeded from the highlands to the coast, and may also have occurred into the tropical lowlands.

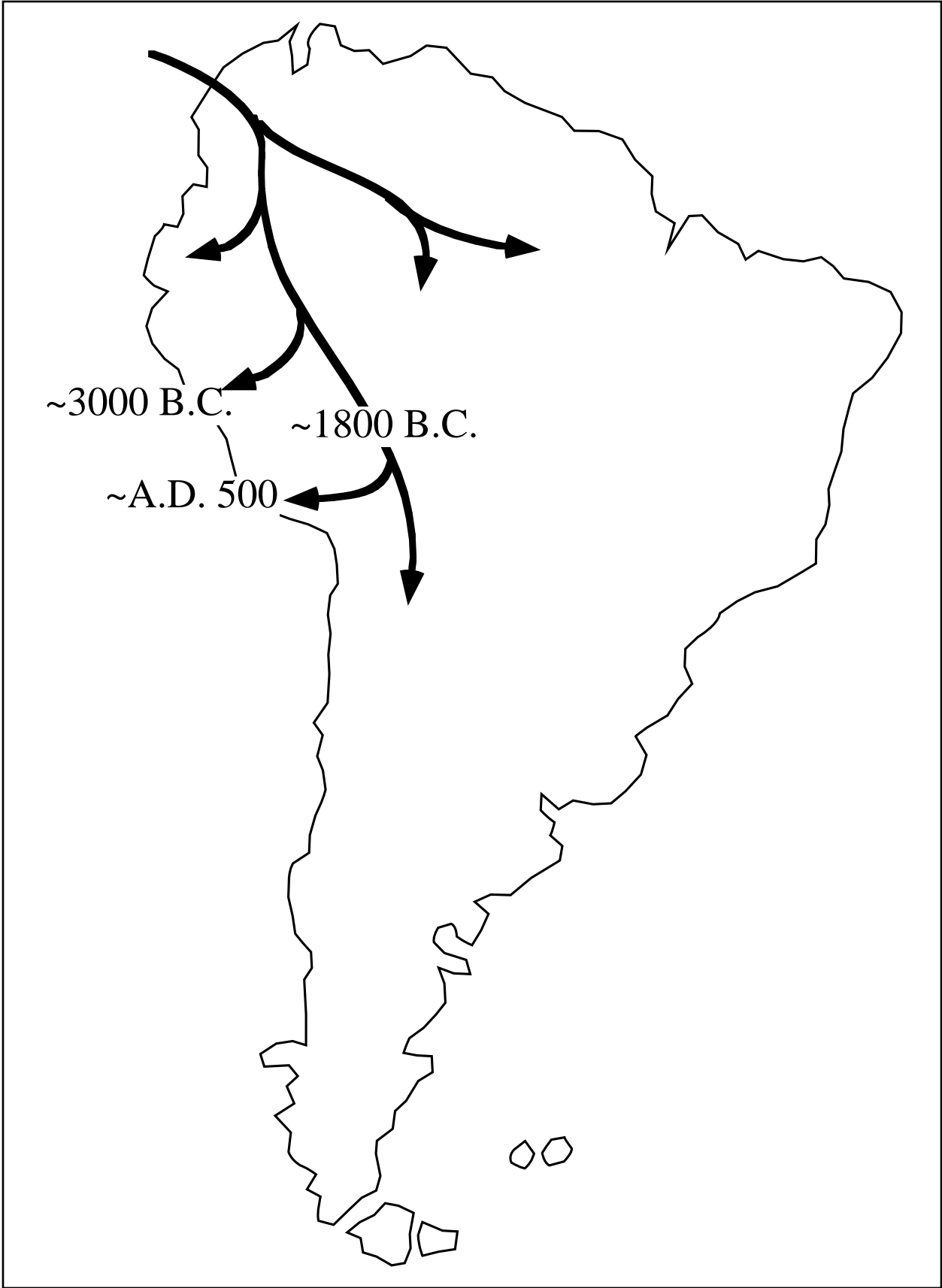


	PERIODS	TITICACA BASIN	MOQUEGUA VALLEY	NORTHERN CHILE
1600				
1500	Late Horizon	Inka	Inka/Estuquiña	Inka/Gentilar
1400	Late Intermediate Period	Aymara Señoríos	Estuquiña	Gentilar
1300			Chiribaya	San Miguel
1200				Maitas & Cabuza
1100	Middle Horizon	Tiwanaku V	Tumilaca	
1000			Omo & ChenChen (Tiwanaku Colonies)	Loreto Viejo & Tiwanaku
900	Early Intermediate Period	Tiwanaku IV		
800			Tiwanaku III Pukara	Formative Trapiche & Huaracane
700	Early Horizon	Chiripa		
600				
500	Initial Period	Pre-Chiripa		
400				
300	Archaic Period		Quiani	Quiani
200			Chinchorro	Chinchorro
1000				
2000				
3000				
4000				
5000				
6000				
7000				
8000				









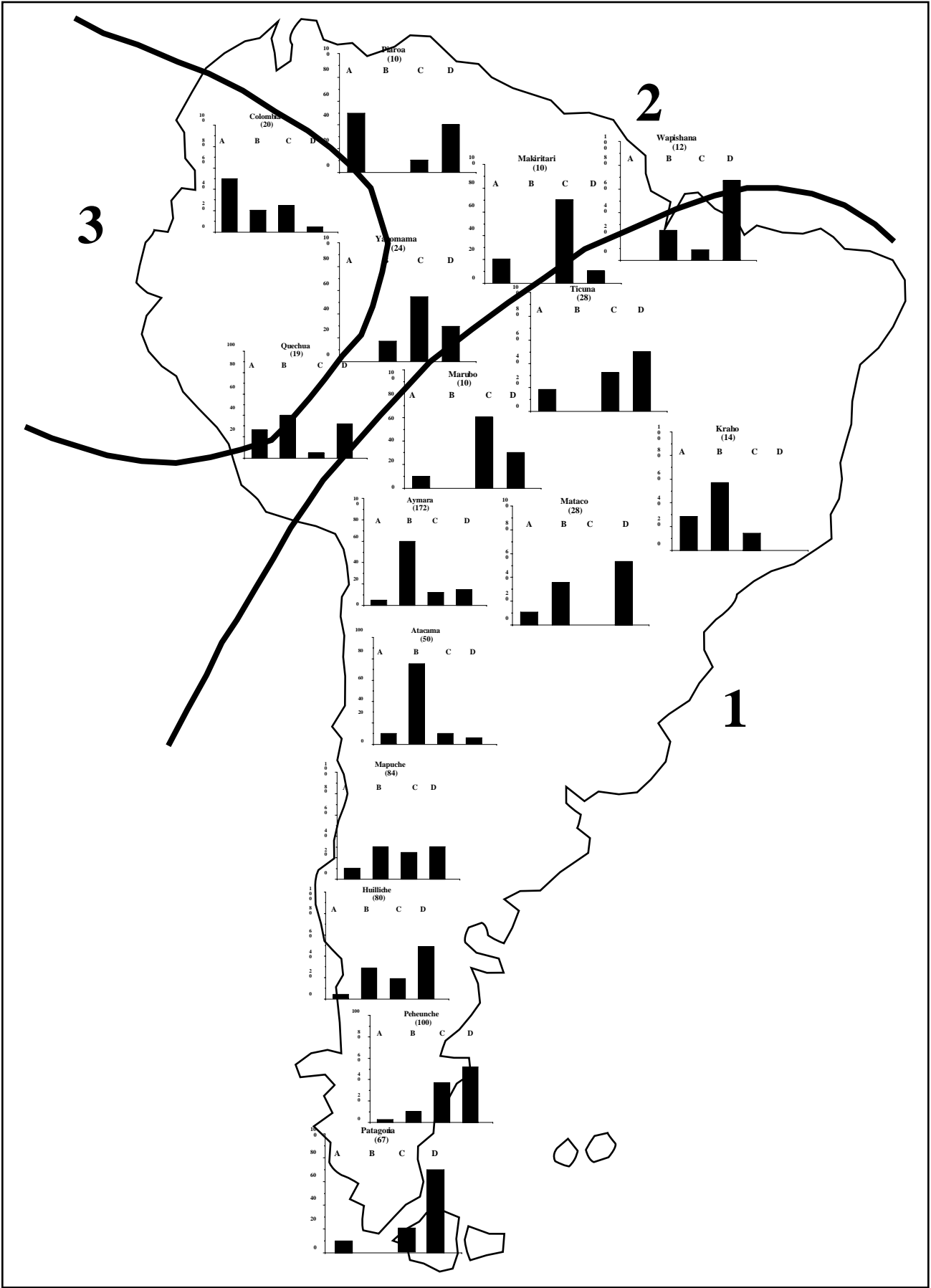


TABLE CAPTIONS

Table 1. Prehistoric south central Andean samples examined by this study.

Table 2. Discrete dental traits examined by this study.

Table 3. Maxillary dental trait frequencies for sinodont and sundadont samples.

Table 4. Mandibular dental trait frequencies for sinodont and sundadont samples.

Table 5. Discriminant functions analysis of sinodont and sundadont samples assigned using seven “key” dental trait frequencies defined by Turner (1990).

Table 6. Multidimensional scaling scores of sinodont and sundadont samples for the two dimension solution.

Table 7. Standardized mean measure of divergence values for sinodont and sundadont samples.

Sample	Site(s) Represented by Sample	Sample Size	Cultural Affiliation	Location of Site(s)	Time Period
ChA	Chiribaya Alta	185	Chiribaya	Moquegua, Coastal Valley	Late Intermediate AD 1000 - 1476
SG	San Gerónimo	57	Chiribaya	Moquegua, Coast	Late Intermediate AD 1000 - 1476
YARAL	La Yaral	52	Chiribaya	Moquegua, Coastal Valley	Late Intermediate AD 1000 - 1476
ILOPC	Kilometer 4 and Yara	16	Preceramic	Moquegua, Coast	Archaic 3000 - 1000 BC
ALTRAM	Azapa-14, 70, and 115	72	Alto Ramírez	Azapa, Coastal Valley	Formative 1000 BC - AD 750
AZ140	Azapa-140	82	Maitas-Chiribaya	Azapa, Coastal Valley	Late Intermediate AD 1000 - 1476
AZ6	Azapa-6	45	Cabuza	Azapa, Coastal Valley	Late Intermediate AD 1000 - 1476
AZ71	Azapa-71	64	Cabuza	Azapa, Coastal Valley	Late Intermediate AD 1000 - 1476
AZ8	Azapa-8	25	Gentilar	Azapa, Coastal Valley	Late Intermediate AD 1000 - 1476
PLM4	Playa Miller-4	43	San Miguel & Gentilar	Azapa, Coast	Late Intermediate AD 1000 - 1476
PLM7	Playa Miller-7	62	El Laucho	Azapa, Coast	Formative 1000 BC - AD 750
CHINCH	Morro-I, Morro-V, Morro-VI, PLM8	84	Chinchorro	Azapa, Coast	Archaic 3000 - 1000 BC

Maxillary Traits	Abbrev.	Teeth Examined for Trait Presence	Range	Presence¹
Winging	WING	Maxillary central incisors	0-1	1
Shoveling	SHOV	Maxillary incisors and canines	0-7	2-7
Labial Convexity	LABC	Maxillary incisors	0-4	1-4
Double Shoveling	DSHOV	Maxillary incisors, canine, and first premolar	0-6	2-6
Tuberculum Dentale	TD	Maxillary and mandibular canines	0-6	1-6
Interruption Groove	INTG	Maxillary incisors	0-1	1-2
Distal Accessory Ridge	UCDAR	Maxillary and mandibular canines	0-5	2-5
Mesial Ridge	UCMR	Maxillary canines	0-3	1-3
Mesial and Distal Accessory Cusps	MDAC	Maxillary premolars	0-1	1
Distosagittal Ridge	DSR	Maxillary premolars	0-1	1
Odontome	ODONT	Maxillary premolars	0-1	1
Premolar Root Number	PMRT	Maxillary premolars	1-3	1
Metacone	META	Maxillary molars	0-6	5-6
Hypocone	HYPO	Maxillary molars	0-6	5-6
Metaconule	CUSP5	Maxillary molars	0-5	1-5
Carabelli's Trait	CARA	Maxillary molars	0-7	2-7
Parastyle	PARA	Maxillary molars	0-5	1-5
Enamel Extensions	EE	Maxillary molars and premolars	0-3	2-3
Peg/Reduced/Congenital Absence	P/R/CA	Maxillary 3rd molar, Maxillary 2nd premolar lateral incisor	0-1	1

Mandibular Traits	Abbrev.	Teeth Examined for Trait Presence	Range	Presence¹
Shoveling	SHOV	Mandibular incisors	0-3	1-3
Tome's Root	TOME	Mandibular first premolar	0-7	4-7
Distal Accessory Ridge	LDAR	Mandibular canine	0-5	2-5
Canine Root Number	LCRT	Mandibular canine	1-2	2
Odontome	ODONT	Mandibular premolars	0-1	1
Groove Pattern	PATT	Mandibular molars	Y,+,X	Y
Cusp Number	CUSPNO	Mandibular M3 and M2	4-6	4
		Mandibular M1	4-6	6
Protostylid	PROTO	Mandibular molars	0-7	2-7
Hypoconulid (Cusp 5)	CUSP5	Mandibular molars	0-5	1-5
Entoconulid (Cusp 6)	CUSP6	Mandibular molars	0-5	1-5
Metaconulid (Cusp 7)	CUSP7	Mandibular molars	0-4	1-4
Lower Molar Root Number	LMRT	Mandibular M3 and M2	1-3	2
		Mandibular M1	1-3	3
Congenital Absence	CA	Mandibular 3rd molar, 1st premolar, and central incisor	0-1	1

¹Note: Presence/absence ranges based upon those used by Turner (1985, 1987)

Population	Dentition		UI1Wingding		UI1Shov		UI1DShov		UI2TD		UCDAR		UM2Hypo		UM1Cusp5		UM1Cara		UM3Para		UMIEE		ULP12Odont		UPIRT		UM3P/CA	
	n	%	n	%	n	%	n	%	n	%	n	%	n	%	n	%	n	%	n	%	n	%	n	%	n	%	n	%
Amur Basin ¹	34	50.0	15	100.0	17	82.4	25	32.0	13	53.8	51	86.3	42	21.4	56	28.6	26	0.0	81	86.4	39	5.1	103	98.1	95	43.2		
Northeast Siberia ¹	70	30.0	41	97.6	22	59.1	51	72.5	20	55.0	134	80.6	59	3.4	106	17.9	99	1.0	227	79.7	50	0.0	251	90.8	245	21.6		
Paleoindian ¹	4	25.0	6	100.0	5	80.0	5	60.0	4	100.0	5	100.0	3	33.3	4	100.0	6	16.7	7	57.1	4	0.0	12	100.0	9	0.0		
Eskimo ¹	107	17.8	103	98.1	91	59.3	105	76.2	77	58.4	257	79.8	182	23.1	211	17.5	219	5.9	416	78.4	171	6.4	460	95.7	472	20.6		
Aleut ¹	70	37.1	40	97.5	38	50.0	66	60.6	29	86.2	117	68.4	108	12.0	112	6.3	79	6.3	231	68.8	116	3.4	252	93.3	212	25.9		
Greater Northwest Coast ¹	222	32.9	168	98.8	156	57.7	194	73.7	109	81.7	451	91.8	376	21.3	386	24.9	354	2.8	689	69.7	368	6.3	684	93.1	566	18.6		
North American Indian ¹	795	47.4	874	99.9	796	75.0	910	64.0	429	73.4	1358	91.7	1161	18.4	1282	35.6	897	4.1	1849	62.2	1181	3.7	1534	85.0	1551	17.5		
South American Indian ¹	363	55.4	451	99.8	417	90.2	414	65.2	254	79.5	852	92.6	588	13.6	655	41.8	575	6.3	1117	68.5	560	5.7	1033	87.2	1096	20.9		
North China and Mongolia ¹	261	24.9	200	84.0	213	30.0	246	19.1	125	66.4	406	90.4	295	28.1	374	30.5	131	9.2	514	51.4	231	3.9	419	77.1	380	52.9		
Recent Japan ¹	265	21.9	276	65.9	267	19.5	304	15.5	240	57.9	482	86.5	390	19.7	458	31.2	234	1.7	522	54.6	462	5.0	506	75.1	504	42.1		
Jomon ¹	166	19.9	117	25.6	138	1.4	201	23.9	49	69.3	206	82.0	146	31.5	181	8.3	207	5.3	278	9.7	260	0.4	241	75.5	338	13.0		
Hong Kong ¹	295	23.1	307	63.8	299	28.4	298	19.1	249	54.6	299	90.3	276	21.7	301	37.5	145	3.4	97	55.7	314	7.6	113	61.9	238	37.4		
South China Proper ¹	35	34.3	35	74.3	33	24.2	44	11.4	26	80.7	93	86.0	62	16.1	99	25.3	68	4.4	107	59.8	94	0.0	113	67.3	124	25.0		
Prehistoric Taiwan ¹	15	20.0	22	59.1	21	0.0	14	14.3	7	42.9	27	85.2	9	22.2	15	33.3	18	0.0	28	50.0	17	0.0	22	81.8	28	14.3		
Philippines ¹	51	13.7	54	42.6	29	17.2	58	22.4	39	61.5	148	83.8	132	27.3	146	37.0	101	1.0	131	40.5	116	2.6	171	67.8	171	22.8		
Early Southeast Asia ¹	96	29.2	99	32.3	100	10.0	113	27.4	44	56.8	189	93.1	132	37.1	140	37.1	122	4.9	203	25.6	83	1.2	154	54.5	160	14.4		
Recent Southeast Asia ¹	16	37.5	13	46.2	14	28.6	17	23.5	47	40.4	102	87.3	74	13.5	93	41.9	74	4.1	116	40.5	63	3.2	119	66.4	125	12.8		
Recent Thailand ¹	128	39.1	127	37.0	111	9.0	128	19.5	80	47.5	196	89.8	143	28.7	179	40.2	128	7.0	166	38.6	189	4.2	168	66.1	206	18.4		
Burma ¹	11	18.2	15	13.3	13	7.7	26	11.5	16	62.6	95	94.7	72	33.3	93	30.1	68	0.0	126	36.5	57	1.8	138	65.9	142	17.6		
Nepal ¹	9	22.2	10	20.0	11	9.1	9	22.2	9	66.7	58	86.2	50	32.0	50	26.0	26	7.7	70	27.2	38	2.6	73	61.6	70	30.0		
Recent Indo-Malaysia ¹	56	16.1	49	24.5	36	11.1	57	28.1	39	71.8	215	91.2	177	36.2	207	46.4	135	6.7	246	36.6	147	0.7	301	53.8	252	25.4		
Early Malay Archipelago ¹	23	13.0	71	29.6	67	28.4	84	32.1	63	50.8	156	89.1	90	24.4	100	23.0	93	6.5	87	18.4	120	4.2	62	67.7	104	0.0		
East Malay Archipelago ¹	11	0.0	12	8.3	3	0.0	13	23.1	9	88.9	29	86.2	22	45.5	28	50.0	23	0.0	31	35.5	25	0.0	30	53.3	32	25.0		
Chiribaya Alta (Moquegua - Late Intermediate) ³	139	47.5	80	88.8	91	69.2	75	32.0	26	96.2	103	43.7	91	28.6	112	21.4	67	7.5	122	43.4	372	1.0	130	86.2	123	17.1		
San Gerónimo (Moquegua - Late Intermediate) ³	42	54.8	29	79.3	36	72.2	27	55.6	7	100.0	38	55.3	28	17.9	36	25.0	28	0.0	34	29.4	140	1.0	44	81.8	41	22.0		
La Yaral (Moquegua - Late Intermediate) ³	48	64.6	29	96.6	34	52.9	24	41.7	11	100.0	38	31.6	31	25.8	41	24.4	33	3.0	44	29.5	146	1.0	42	69.0	42	16.7		
Ilo Preceamic (Moquegua - Archaic) ³	12	0.0	5	40.0	4	50.0	5	20.0	4	100.0	8	25.0	2	0.0	6	16.7	7	0.0	7	28.6	37	5.0	14	92.9	10	30.0		
Alto Ramirez (Azapa - Formative) ³	59	20.3	24	45.8	28	64.3	28	21.4	11	45.5	38	52.6	16	18.8	34	17.6	31	0.0	37	18.9	124	0.0	51	94.1	59	18.6		
Azapa-140 (Azapa - Late Intermediate) ³	75	24.0	45	62.2	45	46.7	45	40.0	27	18.5	63	50.8	56	19.6	63	25.4	42	2.4	64	14.1	242	0.0	53	77.4	72	25.0		
Azapa-6 (Azapa - Late Intermediate) ³	40	22.5	14	85.7	15	66.7	14	28.6	13	23.1	32	46.9	35	11.4	35	22.9	23	0.0	31	41.9	85	0.0	32	78.1	39	23.1		
Azapa-71 (Azapa - Late Intermediate) ³	44	20.5	29	75.9	33	66.7	23	21.7	8	75.0	38	50.0	29	31.0	42	33.3	33	3.0	35	42.9	99	7.0	41	87.8	48	8.3		
Azapa-8 (Azapa - Late Intermediate) ³	23	39.1	3	33.3	5	20.0	7	14.3	4	75.0	17	23.5	9	22.2	18	22.2	13	7.7	18	38.9	64	2.0	16	62.5	22	31.8		
Playa Miller-4 (Azapa - Late Intermediate) ³	41	17.1	7	71.4	8	62.5	9	0.0	7	57.1	31	25.8	22	18.2	34	41.7	14	0.0	30	50.0	87	3.0	36	97.2	39	38.5		
Playa Miller-7 (Azapa - Late Intermediate) ³	49	2.0	10	50.0	6	83.3	13	7.7	16	25.0	37	54.4	34	20.6	40	27.5	16	0.0	38	23.7	84	4.0	47	97.9	49	32.7		
Chuncho (Azapa - Archaic) ³	49	2.0	22	59.1	23	56.5	30	36.7	8	62.5	39	43.6	17	29.4	38	21.1	41	4.9	36	38.9	122	0.0	58	94.8	62	21.0		

¹ Sample reported by Turner 1985: 67-74.

² Sample reported by Turner 1987: 312-315.

³ Sample reported by this study.

Population	Dentition	LM2YPatt		LMI Cusp6		LMZCNUIMB		LMIProto		LMI Cusp7		LMIRI		LM2RI		LPITomes	
		n	%	n	%	n	%	n	%	n	%	n	%	n	%	n	%
Amur Basin ¹	Sinodont	54	14.8	43	51.2	51	11.8	52	7.7	53	5.7	71	31.0	74	62.2	36	2.8
Northeast Siberia ¹	Sinodont	85	21.2	46	50.0	84	3.6	85	32.9	95	5.3	158	23.4	138	20.3	62	1.6
Paleoindian ¹	Sinodont	7	28.6	3	0.0	8	0.0	2	0.0	5	0.0	12	25.0	11	27.3	9	11.1
Eskimo ¹	Sinodont	214	20.1	178	39.9	209	3.8	224	16.5	248	12.9	325	26.5	285	33.3	198	3.0
Aleut ¹	Sinodont	143	19.6	104	43.3	112	10.7	116	25.9	131	8.4	273	40.7	237	31.2	181	0.6
Greater Northwest Coast ¹	Sinodont	401	11.0	406	40.6	471	4.2	450	33.6	467	8.6	730	16.7	647	38.9	485	9.3
North American Indian ¹	Sinodont	1631	10.7	1388	49.2	1597	8.1	1679	41.9	1788	10.2	2077	6.7	1672	30.5	1297	13.0
South American Indian ¹	Sinodont	805	7.7	545	55.8	779	9.0	786	29.8	852	9.6	1117	6.2	900	38.3	498	2.0
North China and Mongolia ¹	Sinodont	338	6.5	211	37.4	258	17.1	332	30.1	341	9.4	406	34.0	358	42.2	94	5.3
Recent Japan ¹	Sinodont	352	13.4	314	42.7	345	13.6	353	21.2	382	6.5	426	24.2	407	32.9	200	10.0
Jomon ¹	Sundadont	290	32.1	214	46.7	244	28.7	233	13.3	285	5.3	377	3.4	336	9.8	282	3.2
Hong Kong ¹	Sundadont	228	7.5	267	33.7	296	24.3	274	21.9	295	8.8	98	18.4	98	36.7	107	14.0
South China Proper ¹	Sundadont	80	12.5	60	40.0	77	19.5	85	24.7	85	10.6	100	15.0	92	33.7	47	31.9
Prehistoric Taiwan ¹	Sundadont	19	10.5	15	46.7	21	19.0	29	6.9	33	6.1	25	4.0	21	38.1	13	7.7
Philippines ¹	Sundadont	123	13.0	98	38.8	122	27.9	122	18.9	129	6.2	126	17.5	121	28.1	62	19.3
Early Southeast Asia ¹	Sundadont	187	17.1	136	36.8	163	38.7	171	28.1	217	9.7	237	9.7	165	17.0	84	23.8
Recent Southeast Asia ¹	Sundadont	83	15.7	61	27.9	79	31.6	74	13.5	84	7.1	94	17.0	95	29.5	28	25.0
Recent Thailand ¹	Sundadont	176	19.3	120	28.3	163	25.8	166	28.3	178	6.2	186	10.8	180	31.1	91	18.7
Burma ¹	Sundadont	33	6.1	21	52.4	28	21.4	30	13.3	35	8.6	37	13.5	38	44.7	18	22.3
Nepal ¹	Sundadont	30	23.3	21	42.9	28	53.6	33	15.2	34	5.9	36	25.0	34	11.8	9	44.4
Recent Indo-Malaysia ¹	Sundadont	142	18.3	97	36.1	134	29.9	124	21.8	137	13.1	178	14.6	168	21.4	88	21.5
Early Malay Archipelago ¹	Sundadont	139	19.4	99	45.5	130	24.6	124	12.9	131	4.6	142	6.3	105	33.3	76	18.4
East Malay Archipelago ¹	Sundadont	25	20.0	18	38.9	24	45.8	23	8.7	25	4.0	28	14.3	27	29.6	19	36.9
Chiribaya Alta (Moquegua - Late Intermediate) ³		101	28.7	104	45.2	85	3.5	120	58.3	117	17.1	135	3.7	110	20.0	115	7.8
San Gerónimo (Moquegua - Late Intermediate) ³		38	36.8	33	18.2	24	0.0	42	52.4	39	20.5	45	0.0	42	35.7	43	4.7
La Yaral (Moquegua - Late Intermediate) ³		30	26.7	31	41.9	27	0.0	40	62.5	35	45.7	44	6.8	38	34.2	37	2.7
Ilo Pecearamic (Moquegua - Archaic) ³		9	44.4	5	40.0	6	0.0	10	30.0	10	0.0	11	0.0	11	18.2	13	15.4
Alto Ramirez (Azapa - Formative) ³		25	28.0	17	35.3	17	0.0	31	16.1	34	2.9	41	0.0	33	6.1	39	5.1
Azapa-140 (Azapa - Late Intermediate) ³		49	8.2	47	34.0	36	11.1	65	43.1	58	10.3	65	0.0	54	18.5	44	13.6
Azapa-6 (Azapa - Late Intermediate) ³		21	47.6	19	52.6	16	18.8	25	28.0	26	11.5	27	0.0	24	25.0	23	17.4
Azapa-71 (Azapa - Late Intermediate) ³		29	24.1	25	44.0	20	20.0	34	47.1	38	18.4	43	0.0	36	19.4	46	17.4
Azapa-8 (Azapa - Late Intermediate) ³		16	12.5	12	50.0	9	0.0	17	29.4	19	10.5	19	0.0	21	14.3	20	10.0
Playa Miller-4 (Azapa - Late Intermediate) ³		17	23.5	17	17.6	14	7.1	20	25.0	21	4.8	21	0.0	20	10.0	20	0.0
Playa Miller-7 (Azapa - Late Intermediate) ³		21	33.3	14	28.6	16	6.3	23	4.3	23	17.4	24	0.0	22	9.1	20	5.0
Chinchorro (Azapa - Archaic) ³		43	41.9	26	34.6	36	0.0	42	7.1	47	6.4	66	1.5	57	8.8	47	2.1

¹ Sample reported by Turner 1985: 67-74.

² Sample reported by Turner 1987: 312-315.

³ Sample reported by this study.

Sample	Classification
Amur Basin	Sinodont
Northeast Siberia	Sinodont
PaleoIndian	Sinodont
Eskimo	Sinodont
Aleut	Sinodont
Greater Northwest Coast	Sinodont
North American Indian	Sinodont
South American Indian	Sinodont
North China & Mongolia	Sundadont
Recent Japan	Sundadont
Jomon	Sundadont
Hong Kong*	Sinodont
South China Proper*	Sinodont
Prehistoric Taiwan	Sundadont
Philippines	Sundadont
Early Southeast Asia	Sundadont
Recent Southeast Asia	Sundadont
Recent Thailand	Sundadont
Burma	Sundadont
Nepal	Sundadont
Recent Indo-Malaysia Archipelago	Sundadont
Prehistoric Malaysia	Sundadont
East Malaysia Archipelago	Sundadont
Chiribaya Alta (Moquegua LIP)	Sinodont
San Gerónimo (Moquegua LIP)	Sinodont
El Yaral (Moquegua LIP)	Sinodont
Ilo Prececeramic (Moquegua Archaic)	Sundadont
Alto Ramírez (Azapa Formative)	Sundadont
Azapa-140 (Azapa LIP)	Sundadont
Azapa-6 (Azapa LIP)	Sinodont
Azapa-71 (Azapa LIP)	Sinodont
Azapa-8 (Azapa LIP)	Sundadont
Playa Miller-4 (Azapa LIP)	Sinodont
Playa Miller-7 (Azapa Formative)	Sundadont
Chinchorro (Azapa Archaic)	Sundadont

*Originally classified as sundadont

Sample	Dim 1	Dim 2	Dental Profile
Amur Basin	-0.705	-0.697	Sinodont
Northeast Siberia	-1.063	-0.210	Sinodont
Paleoindian	-0.306	-0.198	Sinodont
Eskimo	-1.132	-0.922	Sinodont
Aleut	-0.971	-0.571	Sinodont
Greater Northwest Coast	-1.421	-0.536	Sinodont
North American Indian	-1.447	0.663	Sinodont
South American Indian	-1.793	0.343	Sinodont
North China and Mongolia	0.199	-1.297	Sinodont
Recent Japan	0.598	-1.034	Sinodont
Jomon	1.224	0.922	Sundadont
Hong Kong	0.731	-0.842	Sundadont
South China Proper	0.213	-0.707	Sundadont
Prehistoric Taiwan	0.262	-0.299	Sundadont
Philippines	0.823	-0.211	Sundadont
Early Southeast Asia	1.264	0.294	Sundadont
Recent Southeast Asia	0.555	-0.273	Sundadont
Recent Thailand	1.205	-0.250	Sundadont
Burma	0.836	-0.024	Sundadont
Nepal	0.641	0.072	Sundadont
Recent Indo-Malaysia	1.225	0.099	Sundadont
Early Malay Archipelago	0.866	0.568	Sundadont
East Malay Archipelago	0.609	0.089	Sundadont
Chiribaya Alta (Moquegua LIP)	-0.602	1.110	Sinodont
San Gerónimo (Moquegua LIP)	-0.711	0.423	Sinodont
El Yaral (Moquegua LIP)	-0.655	0.864	Sinodont
Ilo Preceamic (Moquegua Archaic)	-0.005	0.106	Sinodont
Alto Ramírez (Azapa Formative)	0.094	0.457	Sundadont
Azapa-140 (Azapa LIP)	0.143	0.934	Sundadont
Azapa-6 (Azapa LIP)	-0.343	0.123	Sinodont
Azapa-71 (Azapa LIP)	-0.268	0.140	Sinodont
Azapa-8 (Azapa LIP)	0.058	-0.001	Sundadont
Playa Miller-4 (Azapa LIP)	-0.137	-0.080	Sinodont
Playa Miller-7 (Azapa Formative)	0.128	0.533	Sundadont
Chinchorro (Azapa Archaic)	-0.114	0.413	Sinodont

	EastMalay	EarlyMalay	RecIndoMal	Nepal	Burma	RecThail	RecentSEA	EarlySEA	Philip	PreTaiwan	SChina	HongKong	Jomon	Japan	Mongolia	NEAsia	Amur	NE Siberia	PaleoInd	ChA	
EastMalay
EarlyMalay	0.09
RecIndoMal	-0.48	0.79
Nepal	-0.45	0.04	-0.26
Burma	-0.32	-0.18	-0.17	-0.20
RecThail	0.16	0.86	0.60	0.07	-0.02
RecentSEA	0.18	0.13	0.44	-0.01	0.08	-0.30
EarlySEA	-0.21	0.48	-0.12	-0.33	-0.02	0.19	0.16
Philip	-0.20	0.17	-0.12	-0.17	-0.27	0.07	-0.17	0.14
PreTaiwan	0.07	-0.12	0.08	0.04	-0.28	-0.30	-0.34	0.03	-0.41
SChina	0.56	1.95	1.64	0.54	0.63	1.38	0.43	1.98	0.48	-0.15
HongKong	0.54	2.55	2.09	0.65	0.63	1.66	0.15	2.87	0.31	-0.31	0.24
Jomon	0.32	0.87	2.05	0.14	0.43	3.27	1.74	1.77	1.58	0.31	3.75	7.90
Japan	0.81	3.46	3.36	0.85	0.78	3.03	0.74	4.74	0.71	-0.36	0.34	0.20	9.04
Mongolia	1.34	5.58	5.29	1.49	1.78	5.50	1.78	6.97	2.35	0.18	0.81	1.30	12.45	1.13
NEAsia	2.15	8.53	8.50	2.60	3.38	10.19	3.23	11.18	5.00	0.82	2.10	4.35	19.42	5.76	2.28
Amur	2.46	4.39	5.31	2.67	2.72	4.53	2.08	5.87	3.36	0.96	1.70	2.31	7.63	2.51	1.77	1.21
NE Siberia	2.71	5.08	6.61	2.77	3.52	6.37	2.55	7.22	4.14	1.04	2.38	4.07	9.31	4.32	4.03	1.59	0.94
PaleoIndian	0.24	0.36	0.27	0.40	0.44	0.28	0.05	0.40	0.15	0.09	0.05	0.07	0.75	0.17	0.07	-0.08	-0.03	-0.06	.	.	.
ChA	2.56	6.45	7.68	2.81	3.87	8.02	3.65	8.30	5.37	1.68	2.72	7.12	10.17	7.93	6.58	6.82	2.79	2.91	0.03	.	.
SG	1.83	2.89	3.44	1.96	2.51	3.17	1.86	3.56	2.64	1.33	1.71	2.85	4.20	3.21	2.71	2.61	1.72	1.50	-0.14	0.01	0.01
Yaral	2.31	4.09	4.42	2.43	3.03	4.18	2.69	4.44	3.51	1.58	2.07	3.86	5.28	4.11	3.49	3.68	2.55	2.53	0.20	0.00	0.00
ILOPC	-0.02	-0.01	0.08	-0.01	0.07	0.17	0.09	0.20	-0.09	-0.04	0.01	0.13	-0.01	0.05	0.21	0.47	0.55	0.35	-0.08	-0.19	-0.19
AltRam	0.94	0.63	1.78	0.79	0.97	1.45	0.57	1.68	0.90	0.31	1.45	1.61	1.34	1.61	2.31	3.33	1.97	1.89	0.15	1.33	1.33
AZ140	1.57	1.69	3.40	1.29	1.78	2.39	0.91	2.77	1.91	0.47	2.61	2.70	3.98	3.28	3.93	5.26	3.21	2.89	0.35	2.98	2.98
AZ6	1.40	1.34	2.41	1.15	1.55	1.78	0.69	2.17	1.31	0.34	1.17	1.27	2.60	1.38	1.74	2.03	0.99	0.87	0.13	0.98	0.98
AZ71	0.93	1.47	1.94	1.00	1.32	1.85	0.89	1.98	1.03	0.40	0.66	1.34	2.59	1.52	1.59	2.00	1.36	1.19	-0.15	-0.16	-0.16
AZ8	0.14	0.24	0.22	0.09	0.08	0.17	0.15	0.28	0.03	-0.05	0.15	0.26	0.27	0.22	0.55	1.03	1.11	1.01	0.23	0.28	0.28
PLM4	1.05	1.52	1.69	1.10	1.35	1.41	0.78	1.88	0.96	0.42	0.91	0.93	2.07	0.94	1.13	1.66	1.12	1.33	0.01	0.60	0.60
PLM7	1.16	1.08	2.01	1.06	1.30	1.72	0.78	2.02	1.20	0.52	1.75	1.50	1.99	1.60	2.07	2.90	1.64	1.98	0.22	1.81	1.81
CHINCH	1.05	1.41	2.29	1.15	1.50	2.39	1.21	2.61	1.32	0.46	1.66	2.05	2.14	1.98	2.60	3.03	2.04	1.67	0.01	1.41	1.41
Eskimo	2.97	8.03	10.88	3.42	4.44	12.20	3.78	13.08	6.66	1.26	3.98	8.25	18.26	10.23	8.29	3.31	1.24	-0.12	-0.14	5.98	5.98
Aleut	2.48	6.06	7.35	2.56	3.48	7.75	3.03	8.55	4.48	1.12	1.96	4.95	10.37	4.97	3.67	1.84	1.07	0.25	-0.06	2.50	2.50
NWCoast	2.87	9.39	12.05	3.48	4.46	14.33	4.16	14.85	7.59	1.42	3.50	10.49	23.30	14.64	10.16	4.05	1.56	0.43	-0.24	5.13	5.13
SAIndians	3.82	13.63	17.81	4.66	6.03	21.76	5.52	21.83	12.08	2.32	5.88	17.98	36.90	28.82	19.73	12.28	1.19	1.97	-0.22	6.06	6.06
NAIndians	3.23	11.53	15.42	3.77	5.14	18.75	4.38	18.55	9.89	1.76	4.40	15.66	34.12	27.03	17.72	10.38	1.64	1.09	-0.25	4.50	4.50

	SG	Yaral	ILOPC	AltRam	AZ140	AZ6	AZ71	AZ8	PLM4	PLM7	CHINCH	Eskimo	Aleut	NWCoast	SAIndians	NAIndians
EastMalay
EarlyMalay
RecIndoMal
Nepal
Burma
RecThail
RecentSEA
EarlySEA
Philip
PreTaiwan
SChina
HongKong
Jomon
Japan
Mongolia
NEAsia
Amur
NESiberia
PaleoIndian
ChA
SG
Yaral	-0.12
ILOPC	-0.17	0.02
AltRam	0.76	1.55	-0.43
AZ140	1.37	1.97	-0.09	-0.02
AZ6	0.71	1.07	-0.22	-0.07	0.03
AZ71	0.18	0.38	-0.40	0.05	0.58	-0.03
AZ8	0.27	0.19	-0.49	-0.15	0.01	0.09	-0.05
PLM4	0.46	0.85	-0.43	-0.17	0.27	-0.06	-0.10	-0.22
PLM7	1.14	1.94	-0.27	-0.46	0.12	-0.14	0.32	0.13	-0.26
CHINCH	0.74	1.58	-0.52	-0.36	0.61	0.01	0.09	-0.11	-0.27	-0.23
Eskimo	2.18	3.76	0.42	2.57	4.67	1.41	1.79	1.29	1.61	2.31	1.94
Aleut	1.15	1.89	0.16	2.16	4.06	1.43	1.19	0.76	1.29	2.41	1.75	0.82
NWCoast	1.44	3.00	0.44	3.18	5.79	2.10	1.66	1.29	1.96	3.16	2.84	1.25	0.92	.	.	.
SAIndians	1.76	3.34	0.73	3.85	7.63	2.37	2.12	1.65	2.31	3.51	4.14	6.85	3.98	5.17	.	.
NAIndians	1.22	2.62	0.50	3.09	5.74	1.77	1.31	1.30	1.93	3.03	3.37	5.54	3.05	2.98	2.84	.